Assisted Conception Catalogue

PLANER

PRESERVE / PROTECT / NURTURE

Assisted Conception Catalogue

About Planer

Planer Ltd is now part of the Hamilton Thorne Group, a leading provider of precision instruments, consumables, software and services to the Assisted Reproductive Technologies (ART) and developmental biology research markets.

In 1973, Planer started out by developing and producing pioneering one off machines for cryogenic researchers. Now, 45 years on, we are proud to have become the gold-standard supplier of equipment for cell preservation. Over this time, we have also helped scientists around the world achieve many notable breakthroughs, including the first baby born from a frozen embryo in 1984 and the first successful frozen ovary transplant 2014. In August 2019, we were acquired by the Hamilton Thorne Group, a move intended to significantly accelerate the growth of Planer operations around the world.

Our customers include laboratories, hospitals, pharmaceutical companies and the assisted reproduction fields, which we supply with the hardware, software and systems for the safe preservation, storage and monitoring of biological specimens such as embryos, blood products, tissue and biologicals.

In our factories near London's Heathrow airport, we design and build our controlled rate freezers, incubators, sensors and systems. Around 90% of these products are exported with the help of our 80 or so sales and service distributors around the world. Planer equipment can now be found in most countries and our watchwords are robust design, compliant operation, Just-in-Time manufacture and long-standing relationships with our customers and distributors.

Assisted conception consumables and media

Now, as UK distributor for Gynemed and Kitazato reproductive media and consumables, our offering to the UK IVF market has been considerably strengthened. These carefully selected ranges, which meet our demanding quality standards, aim to help ensure that IVF practitioners achieve the maximum level of success.

Take a look at this catalogue to see the full range of assisted conception consumables and media products we have available. If you have any questions, please get in touch with the Planer sales team by emailing enquiries@planer.com.

Our product ranges

Cryopreservation

Cryopreservation using controlled rate freezers is used in a variety of applications including IVF, ART and research as well as stem cell, blood and large scale vaccine storage. Our range of freezers comes in a variety of sizes and caters for a broad range of different needs, whether a single straw or 8,000 vials need to be slow frozen.

Incubation

Our space saving, precise benchtop incubators are increasingly used in human and veterinary assisted reproduction applications. They offer the best possible in-vitro environment with rapid gas and temperature recovery times – and all with a battery back-up.

Monitoring

To keep laboratories safe, both for samples and for operators, parameters such as temperature, humidity, carbon dioxide, liquid nitrogen level, oxygen, door status etc. need to be monitored around the clock. Our DATAssure™ wireless monitoring system meets the most stringent standards to help our customers to comply with HACCP, BRC, FDA and MRHA legislative requirements.

Cryo Storage

Ultra low cryo storage offers security for biological samples at -190 °C with long holding times and can be used in areas such as assisted reproduction, immunology, gene therapy, tissue banking, stem cells, cord blood, algae, fungi and viruses. The range we offer extends from small dewars to large capacity electronically controlled vessels.

UK Distributor for Hamilton Thorne and Gynemed products

Now, as part of the Hamilton Thorne Group, we are also the UK distributor for Hamilton Thorne clinical lasers and the Gynemed range of media and consumables for the assisted conception market.

Kitazato human IVF products now distributed in UK by Planer

Planer is now the UK distributor for Kitazato human IVF products, including the Cryotop vitrification system, catheters, needles and micropipettes.

Get in touch to find out more

Email enquiries@planer.com
Tel 01932 755000
Website www.planer.com

Kitazato IVF Products

Needles and Catheters
OPU Needles **12**
ET Catheters **14**
IUI Catheters **16**

Microtools
ICSI Micropipettes **20**
Holding Micropipettes **22**
Biopsy Micropipettes **24**
PZD Micropipettes **26**

Media and oils
Hypure Oil **30**
Gamete Buffer **32**
SepaSperm® **34**

Vitirification
Cryotop® Open System **38**
Cryotop® Closed System **40**
Vitrification and Warming Media **42**

Gynemed IVF Products

Occyte Handling
Flush **50**
Wash **52**
Wash with Phenolred and Gentamicin **54**
Hydrauronidase **56**

Culture Media
Cult with Gentamicin **60**
Cult with Gentamicin and Phenolred **62**
Mineral Oil **64**

Sperm Processing
SpermAir **68**
SpermActive **70**
Gradient **72**
PVP **74**
Bromelain in Dulbecco´s PBS **76**
Collagenase **78**
Insemination Kit **80**

Cryopreservation
EmbryoStore **84**
VitriStore Freeze and Thaw **86**
SpermStore **88**

In Vitro Diagnostics & Miscellaneous
Antisperm antibodies detection **92**
SemenLeu **94**
Spermatozoa Assessment **96**
SpermMobil **98**
CultActive **100**
HSA **102**

Gynemed Microtools
Holding Pipettes **106**
ICSI Pipettes **108**
Biopsy Pipettes **110**
DENU-Tips **112**
Oocyte aspiration needles **114**

Microtech Microtools
Holding micropipettes **118**
ICSI micropipettes **120**
Hatching micropipettes **122**
Biopsy micropipettes **124**

Kitazato

IVF products

Kitazato
Needles and catheters

IVF Needles

Oocyte Pick Up (OPU) Needles

Needles designed to maximise control and patient comfort.

All Kitazato Oocyte Pick Up (OPU) needles incorporate thin wall technology, an ergonomic handle, a echogenic tip and marking to improve patient comfort and improve ease of use.

The Kitazato OPU needles, with their steel triple cut blades, are designed to provide a fast puncture, minimising damage to the ovarian tissue.

Good control of the puncture, allows a reduced operation time helping oocytes to be retrieved in the best possible condition.

Kitazato OPU needles offer the widest range of diameters on the market – from 16 G to 21 G. This provides ideal options for working with patients with low response in natural cycles and allows follicular aspiration to be undertaken, without an anaesthetic, using the smallest diameters.

- **Improved patient comfort**
- **Maximum control**
- **Reduced procedure time**
- **Large range of sizes**
- **Single or dual lumen**

Oocyte Pick Up (OPU) Needles

Kitazato OPU needles offer the widest range of diameters on the market from 16 G to 21 G

Order Number	Description	Guage	Length	Aspiration Line
FDM326350	Pump Aspiration Single Lumen	16 G	35 cm	80 cm*
FDM327350	Pump Aspiration Single Lumen	17 G	35 cm	80 cm*
FDM328350	Pump Aspiration Single Lumen	18 G	35 cm	80 cm*
FDM329350	Pump Aspiration Single Lumen	19 G	35 cm	80 cm*
FDM320300	Pump Aspiration Single Lumen	20 G	30 cm	80 cm*
FDM320350	Pump Aspiration Single Lumen	20 G	35 cm	80 cm*
FDM321300	Pump Aspiration Single Lumen	21 G	30 cm	80 cm*
FDM316001	Manual Aspiration Single Lumen	16 G	32.5 cm	N/A
FDM317001	Manual Aspiration Single Lumen	17 G	32.5 cm	N/A
FDM318001	Manual Aspiration Single Lumen	18 G	32.5 cm	N/A
FDM319001	Manual Aspiration Single Lumen	19 G	32.5 cm	N/A
FDM310001	Manual Aspiration Single Lumen	20 G	32.5 cm	N/A
FDM367350	Manual Aspiration Single Lumen	17 G	35 cm	60 cm*
FDM376350	Pump Aspiration Double Lumen	16 G	35 cm	100 cm + 80 cm (flushing)
FDM378350	Pump Aspiration Double Lumen	17 G	35 cm	100 cm + 80 cm (flushing)
FDM377350	Pump Aspiration Double Lumen	18 G	35 cm	100 cm + 80 cm (flushing)
Other				
FDM357353	3 way stopcock	17 G	35 cm	80 cm + 40 cm*
FDM347275	IVM needle	17 G	27.5 cm	80 cm

* Different lengths of aspiration line available. ** Kitazato OPU needles are sold in boxes of 10 units.

Quality Control

- MEA (Mouse Embryo Assay): One cell assay ≥ 80% after 96 hours
- Endotoxin:< 20EU/device
- SAL 10^{-6}
- Cytotoxicity Test
- Intracutaneous Reactivity Test
- Sensitisation Text

Composition

- Stainless Steel SUS304

Ki143/V3

IVF Needles

Embryo transfer catheters

ET catheters are designed to improve ease of insertion, control and patient comfort to maximise implantation.

The Kitazato ET catheters, with their smooth tip for easy insertion, malleable guide with widened entrance, are designed for easy atraumatic insertion whilst maintaining their shape.

The superior smoothness and friction-free materials provide improved comfort during transfer while the ergonomic handle allows for safe and precise handling. Stylets are available which moulds and provides rigidity to the guide during the most difficult transfers.

EC-PRO Routine catheter: The guide shapes to comfortably and quickly access uterine cavity with the precision, provided by its ergonomic handle. Available supported or unsupported and with or without guide.

EC-PRO Trial catheter: Closed tip catheter to examine cervix before transfer and to determine its difficulty. Avoids entry of cervical mucus in guide during channelling and guarantees an easy and clean insertion of the transfer catheter.

- **Maximum control**
- **Improved patient comfort**
- **Easy Insertion**
- **Large range of sizes & types**
- **Available straight or precurved**
- **Precurved ET catheter, with improved handle to assist insertion**

Embryo transfer catheters

Order Codes	Description	Length cm	Diameter (Fr)
EC-PRO Embryo Transfer Catheters			
FDM215018	Routine	18 cm	
FDM215023	Routine	23 cm	
FDM215118	Routine supported	18 cm	
FDM215123	Routine supported	23 cm	
FDM205118	Routine supported (catheter only)	18 cm	
FDM205123	Routine supported (catheter only)	23 cm	
FDM275018	Trial	18 cm	
FDM275023	Trial	23 cm	
FDM294015	Stylet	15 cm	
FDM294020	Stylet	20 cm	
Precurved Embryo Transfer Catheters			
FDM213322	Bulb Tip	22 cm	3 Fr
FDM213325	Bulb Tip	25 cm	3 Fr
FDM223322	Bulb Tip (with obturator)	22 cm	3 Fr
FDM223325	Bulb Tip (with obturator)	25 cm	3 Fr
FDM243017	Stylet	17 cm	3 Fr
FDM243020	Stylet	20 cm	3 Fr
FDM214422	Bulb Tip	22 cm	4 Fr
FDM214425	Bulb Tip	25 cm	4 Fr
FDM224422	Bulb Tip (with obturator)	22 cm	4 Fr
FDM224425	Bulb Tip (with obturator)	25 cm	4 Fr
FDM214322	Straight tip	22 cm	4 Fr
FDM214325	Straight tip	25cm	4 Fr
FDM224322	Straight tip (with obturator)	22 cm	4 Fr
FDM224325	Straight tip (with obturator)	25 cm	4 Fr
FDM244017	Stylet	17 cm	4 Fr
FDM244020	Stylet	20 cm	4 Fr

*Kitazato Precurved ET Catheters are sold in boxes of 10 units. **EC-PRO Diameter: 4,7 Fr.

Quality Control

EC-PRO ET catheters
- MEA (Mouse Embryo Assay): One cell assay ≥ 80% after 96 hours
- Endotoxin: < 20EU/device
- Sterility (Bacteria, Fungi)
- Intracutaneous Reactivity Test
- Sensitisation Test

Composition

EC-PRO Routine ET catheters
- Catheter: Polyurethane
- Guide: Fluorocarbon Resin
- Sterilisation: Ethylene Oxide Gas Irradiation

Precurved ET catheters
Catheter: Silicone, Stainless Steel SUS304
Guide: 12 Nylon
Sterilisation: Gamma Irradiation

Ki144/V5

IVF Needles

Intrauterin Insemination catheters (IUI)

IUI catheter range is designed to improve your success rate in artificial insemination.

To allow for different users' preferences, the Kitazato IUI catheter range is available in two different lengths (10 & 18 cm), two different gauges (5.2 and 6 Fr) and four different levels of rigidity (hard, ultimate, intermediate and soft).

The smooth and rounded tip allows for easy insertion and the double lateral opening tip improves the dispersion of the semen.

- **Improved semen dispersion**
- **Easy insertion**
- **Large range of sizes**
- **Variety of catheter rigidity options**

Intrauterin Insemination catherers (IUI)

Improve your artificial insemination success rates with the Kitazato range of IUI catheters, which are available in 4 levels of rigidity and two different IUI catheter lengths.

Order Number	Description	Diameter	Length	Total volume minus hub
FDM131181	Hard - Long Type	6 Fr	18 cm	0.03 ml
FDM131186	Ultimate - Long Type	6 Fr	18 cm	0.03 ml
FDM131182	Intermediate - Long Type	6 Fr	18 cm	0.1 ml
FDM131184	Soft - Long Type	5.2 Fr	18 cm	0.1 ml
FDM140198	Stylet Cannula for Soft and Intermediate		18 cm	
FDM131101	Hard - Short Type	6 Fr	10 cm	0.015 ml
FDM131106	Ultimate - Short Type	6 Fr	10 cm	0.015 ml
FDM131102	Intermediate - Short Type	6 Fr	10 cm	0.05 ml
FDM131104	Soft - Short Type	5.2 Fr	10 cm	0.05 ml
FDM140118	Stylet Cannula for Soft and Intermediate		10 cm	

*Kitazato IUI Catheters are sold in boxes of 10 units.

Quality Control

- MEA (Mouse Embryo Assay): One cell assay ≥ 80% after 96 hours
- Endotoxin:< 20EU/device
- SAL 10^{-6}
- Sterility Test (Bacteria, Fungi)
- Cytotoxicity Test
- Intracutaneous Reactivity Test
- Sensitisation Text

Composition

- Polyvinylchloride DEHP free
- Stainless Steel SUS304

Ki145/V3



Kitazato
Microtools



Microtools

ICSI Micropipettes

Designed to reduce damage to the oocyte.

Kitazato ICSI micropipettes have been designed with a spiked tip to minimise the damage to the oocyte during the intracytoplasmic injection of sperm inside the oocyte.

The Kitazato ICSI micropipette is manufactured to provide a high quality and consistent product to enable precise manipulation for ART.

The walls of Micropipettes with standard tips (short parallel walls) gradually open up between the tip and the elbow.

The pipettes are available with three different internal diameters, two different cutting angles and two different elbow to tip lengths ensuring the optimal solution is available for every procedure.

Kitazato ISCI Micropipettes are available with standard parallel walls or slim parallel walls from the tip to the elbow.

The walls of the Slim type micropipettes (long parallel walls) run in parallel from the tip to the elbow longer and then open up.

- **Spiked tip to minimise oocyte damage**
- **Smooth handling of sperm and cytoplasm**
- **Long or short parallel wall versions**
- **Variety of sizes, tip angles and elbow length**

ICSI Micropipettes

The Kitazato ICSI micropipettes have been designed with a spiked tip to minimise the damage to the oocyte during the intracytoplasmic injection of sperm inside the oocyte.

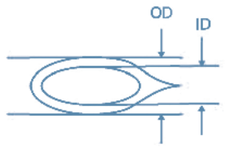



Order code	Description		Pack size
FDM95200	MT-INJ-2S45-30	MICROTOOLS ICSI 30° OD:5-6 ID:4-4,5	Pack of 10
FDM95201	MT-INJ-2S45-35	MICROTOOLS ICSI 35° OD:5-6 ID:4-4,5	Pack of 10
FDM95230	MT-INJ-2S50-30	MICROTOOLS ICSI 30° OD:6-7 ID:4,5-5	Pack of 10
FDM95231	MT-INJ-2S50-35	MICROTOOLS ICSI 35° OD:6-7 ID:4,5-5	Pack of 10
FDM95260	MT-INJ-2S55-30	MICROTOOLS ICSI 30° OD:6-7 ID:5-5,5	Pack of 10
FDM95261	MT-INJ-2S55-35	MICROTOOLS ICSI 35° OD:6-7 ID:5-5,5	Pack of 10

Type	Code	Outer diameter (µm)	Inner diameter (µm)	Tip bend angle (°)	Tip to elbow length (mm)
ICSI Pipette Short Parallel Walls	MT-INJ-2S45-30	5-6	4-4.5	30	0.7
	MT-INJ-2S45-35	5-6	4-4.5	35	0.7
	MT-INJ-2S50-30	6-7	4.5-5	30	0.7
	MT-INJ-2S50-35	6-7	4.5-5	35	0.7
	MT-INJ-2S55-30	6-7	5-5.5	30	0.7
	MT-INJ-2S55-35	6-7	5-5.5	35	0.7

Order Code	Description		Pack Size
FDM95234	MT-INJ-1S50-30	MICROTOOLS ICSI SLIM 30° OD:5-6 ID:4-4,5	Pack of 10
FDM95235	MT-INJ-1S50-35	MICROTOOLS ICSI SLIM 35° OD:5-6 ID:4-4,5	Pack of 10
FDM95236	MT-INJ-1L50-30	MICROTOOLS ICSI SLIM 30° OD:6-7 ID:4,5-5	Pack of 10
FDM95237	MT-INJ-1L50-35	MICROTOOLS ICSI SLIM 35° OD:6-7 ID:4,5-5	Pack of 10

Type	Code	Outer diameter (µm)	Inner diameter (µm)	Tip bend angle (°)	Tip to elbow length (mm)
ICSI Pipette Long Parallel Walls “Slim Type”	MT-INJ-1S50-30	5-6	4-4.5	30	0.5
	MT-INJ-1S50-35	5-6	4-4.5	35	0.5
	MT-INJ-1L50-30	6-7	4.5-5	30	1.0
	MT-INJ-1L50-35	6-7	4.5-5	35	1.0

Other Sizes are available as a special order, please see www.planer.com/products/kitazato/micro-tools/icsi-injection-pipettes.html for full details.

- Shelf Life: 36 months

Quality Control Specification:

- Endotoxin: ≤0.5 EU/device (LAL)
- Mouse Embyro Assay: 2 cell MEA test: ≥80 %
- CE 2797

Ki165/V2

Microtools

Holding Micropipettes

Ideal for intracytoplasmic sperm injection or PGT techniques.

The Kitazato Holding micropipettes have been designed to provide a high level of specimen control of the oocyte, embryo or blastocyst during intracytoplasmic sperm injection or PGT techniques.

The Kitazato Holding micropipette incorporates a smooth polished tip to provide a combination of control and secure holding during the procedure.

The pipettes come in a variety of diameters to allow for differing techniques to be used without loss of performance. There are two diameters available 15-20 µm and 25-30 µm. The smaller diameter pipette is ideal for holding an oocyte whereas the larger diameter is more suitable for holding an embryo or blastocyst.

- **High level of specimen control**
- **Variety of sizes for different techniques**
- **Sterile packed**
- **High quality tip**

Holding Micropipettes

The Kitazato Holding micropipettes have been designed to provide a high level of specimen control of the oocyte, embryo or blastocyst during intracytoplasmic sperm injection or PGT techniques.

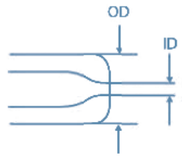



Order code	Description		Pack size
FDM95310	MT-HD-90-30	MICROTOOLS HOLDING 30° OD:90 ID:15-20	Pack of 10
FDM95311	MT-HD-90-35	MICROTOOLS HOLDING 35° OD:90 ID:15-20	Pack of 10
FDM95300	MT-HD-100-30	MICROTOOLS HOLDING 30° OD:100 ID:15-20	Pack of 10
FDM95301	MT-HD-100-35	MICROTOOLS HOLDING 35° OD:100 ID:15-20	Pack of 10
FDM95303	MT-HD-120-35	MICROTOOLS HOLDING 35° OD:120 ID:15-20	Pack of 10
FDM95360	MT-HD-120W-30	MICROTOOLS HOLDING 30° OD:120 ID:25-30	Pack of 10
FDM95361	MT-HD-120W-35	MICROTOOLS HOLDING 35° OD:120 ID:25-30	Pack of 10

Type	Code	Outer diameter (µm)	Inner diameter (µm)	Tip bend angle (°)	Tip to elbow length (mm)
Holding Pipette	MT-HD-90-30	90	15-20	30	0.6
	MT-HD-90-35	90	15-20	35	0.6
	MT-HD-100-30	100	15-20	30	0.6
	MT-HD-100-35	100	15-20	35	0.6
	MT-HD-120-35	120	15-20	35	0.6
	MT-HD-120W-30	120	25-30	30	0.6
	MT-HD-120W-35	120	25-30	35	0.6

- Shelf Life: 36 months

Quality Control Specification:

- Endotoxin: ≤0.5 EU/device (LAL)
- Mouse Embyro Assay: 2 cell MEA test: ≥80 %
- CE 2797

Ki166/V2

Microtools

Biopsy Micropipettes

For removing a blastomere cell, trophectoderm cells or polar body for preimplantation genetic testing.

The Kitazato Biopsy micropipettes have been designed to perform a variety of specific applications including removing a blastomere cell, trophectoderm cells or polar body for preimplantation genetic testing.

The Kitazato Biopsy micropipette incorporates a flat tip design to minimise damage to cell membrane. The pipette tips are specially polished to protect the cell membrane

The pipettes come in a variety of internal diameters to provide the optimum solution for different applications; 15 µm for polar body biopsy, 25 µm for trophectoderm biopsy, 30 to 35 µm for blastomere biopsy.

- **Minimal cell membrane damage**
- **Optimised for specific biopsy type**
- **Variety of sizes**
- **Sterile packed**
- **High quality needle tip**

Biopsy Micropipettes

The Kitazato Biopsy micropipettes have been designed to perform a variety of specific applications including removing a blastomere cell, trophectoderm cells or polar body for preimplantation genetic testing.

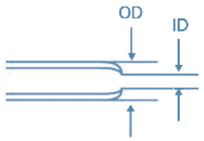



Order code	Description		Pack size
FDM95350	MT-BPBM-25-30	MICROTOOLS BIOPSY BL. 30° ID:25	Pack of 10
FDM95351	MT-BPBM-25-35	MICROTOOLS BIOPSY BL. 35° ID:25	Pack of 10
FDM95352	MT-BPBM-30-30	MICROTOOLS BIOPSY BL. 30° ID:30	Pack of 10
FDM95353	MT-BPBM-30-35	MICROTOOLS BIOPSY BL. 35° ID:30	Pack of 10
Available on request	MT-BPBM-35-30	MICROTOOLS BIOPSY BL. 30° ID:35	Pack of 10
Available on request	MT-BPBM-35-35	MICROTOOLS BIOPSY BL. 35° ID:35	Pack of 10
FDM95370	MT-BPPD-15-30	MICROTOOLS BIOPSY BL. 30° ID:15	Pack of 10
Available on request	MT-BPPD-15-35	MICROTOOLS BIOPSY BL. 35° ID:15	Pack of 10

Type	Code	Inner diameter (µm)	Tip bend angle (°)	Tip shape
Blastomere Biopsy	MT-BPBM-25-30	25	30	Flat
	MT-BPBM-25-35	25	35	Flat
	MT-BPBM-30-30	30	30	Flat
	MT-BPBM-30-35	30	35	Flat
	MT-BPBM-35-30	35	30	Flat
	MT-BPBM-35-35	35	35	Flat
Polar Body Biopsy	MT-BPPD-15-30	15	30	Flat
	MT-BPPD-15-35	15	35	Flat

- Shelf Life: 36 months

Quality Control Specification:

- Endotoxin: ≤0.5 EU/device (LAL)
- Mouse Embyro Assay: 2 cell MEA test: ≥80 %
- CE 2797

Ki167/V1

Microtools

PZD Micropipettes

For assisted hatching of an embryo or for biopsy techniques.

For mechanically cutting an opening in the zona pellucida for assisted hatching of an embryo or biopsy techniques.

The Kitazato PZD pipette incorporates a very sharp and thin tip to allow for a fine cut ensuring easy penetration of the zona pellucida without damaging the specimen.

The PZD micropipette is available with two different angle options to ensure its performance remains constant for the widest range of user preferences.

- **Very sharp and thin tip to allow a fine cut**
- **Easy penetration of the zona pellucida without damaging the specimen**
- **Two different angle options: 30° and 35°**
- **Tip to elbow length: 0.55 mm**

PZD Micropipettes

For mechanically cutting an opening in the zona pellucida for assisted hatching of an embryo or biopsy techniques.

Order code	Description		Pack size
Available on request	MT-PZD-30-55	MICROTOOLS PZD 30°	Pack of 10
FDM95401	MT-PZD-35-55	MICROTOOLS PZD 35°	Pack of 10

Type	Code	Tip bend angle (°)	Tip to elbow length (mm)
PZD Pipette	MT-PZD-30-55	30	0.55
	MT-PZD-35-55	35	0.55

- Shelf Life: 36 months

Quality Control Specification:

- Endotoxin: ≤0.5 EU/device (LAL)
- Mouse Embyro Assay: 2 cell MEA test: ≥80 %
- CE 2797

Ki168/V1

Kitazato

Media and oils

Oils

Hypure™ Oil Heavy and Light

Pre-washed parafin oil for culture and IVF procedures.

Hypure™ Oil Heavy and Hypure™ Oil Light are pre-washed paraffin oils for culture and IVF procedures. Our Hypure™ Oils can be used as an overlay for embryo culture, oocytes and sperm in ART and micromanipulation procedures. Available with different density and viscosity.

The Hypure Oils allow small volumes of medium to be used to prevent the evaporation of media and in turn maintains stable osmolality and pH in the culture medium.

Kitazato Hypure oils are manufactured using pharmaceutical grade quality paraffin oil.

Hypure Oil™ Heavy is pre-washed and offers extensive protection and insulation.

Hypure Oil™ Light is double-washed and allows easy pipetting.

- **High quality oil**
- **Minimises evaporation**
- **Maintains stable osmolatiry and pH**
- **Available in light or heavy oil versions**

Hypure™ Oil Heavy and Light

Hypure™ Oil Heavy and Hypure™ Oil Light are pre-washed paraffin oils for culture and IVF procedures. Our Hypure™ Oils can be used as an overlay for embryo culture, oocytes and sperm in ART and micromanipulation procedures. Available with different density and viscosity.

Order code	Description		Volume
Available on request	MOHVD-100P	Hypure™ Oil Heavy	100 ml
Available on request	MOHVD-250P		250 ml
FDM96015	MOHVD-500P		500 ml
Available on request	MOLHD-100	Hypure™ Oil Light	100 ml
FDM96000	MOLHD-100P		100 ml
Available on request	MOLHD-250		250 ml
FDM96004	MOLHD-500		500 ml
Available on request	MOLHD-500P		500 ml

- All Hypure Oil products should be stored in their original packaging between 15 - 25 ºC.
- Hypure Oil has a shelf life of 12 months (unopened) and should be used within 28 days once opened.
- Usually provided in a glass bottle. If the description ends with a **P**, the oil will be provided in a plastic bottle.

Quality Control Specifications:

- Sterility: SAL 10^{-3}
- Endotoxin: <0.1 EU/ml
- Mouse Embryo Assay: ≥80 % blastocyst after 120 hours in culture
- Density: 0.86 – 0.88 g/ml
- Visocity: 95 – 140 cP at 30 ºC
- Peroxide Value (POV): <0.1 mEq/kg
- CE 2797

Ki161/v1

Media

Gamete Buffer

Medium designed for the use of washing and handling of human gametes and embryos outside the incubator

Gamete Buffer is a medium used for washing and handling of human gametes and embryos outside the incubator while performing ICSI, IUI and embryo transfer procedures.

Gamete Buffer facilitates the washing of oocytes, sperm and embryos and can aid preparation of sperm for swim-up and density gradient method procedures

It is HEPES buffered and is suitable for use in ambient laboratory conditions.

Gamete Buffer does not contain human albumin; supplementing medium with human albumin solution before use is recommended.

- **Facilitates washing of oocytes, sperm and embryos**
- **HEPES buffered**
- **Does not contain human albumin**

Gamete Buffer

Gamete Buffer is a medium used for washing and handling of human gametes and embryos outside the incubator while performing ICSI, IUI and embryo transfer procedures

Order code	Description	Volume
Available on request	Gamete Buffer	100 ml
Available on request		250 ml

- Gamete Buffer has a shelf life of 12 months from date of manufacture.

Quality Control Testing:

- pH: between 7.30-7.60
- Osmolality: 270-290 mOsm/kg Sterility: sterile (SAL 10-3)
- Endotoxins: < 0.25 EU/ml
- MEA (blastocysts after 96h): ≥ 80 % after 1 hour of exposure (zygote stage)
- CE 2797

Ki162/V1

Media

SepaSperm® Solution

Ideal for separation of motile sperm.

SepaSperm® Solution is a 100% stock solution used for separation of motile sperm from non-germ cells, immotile spermatozoa and seminal fluid using a density gradient method.

SepaSperm® is designed to efficiently obtain clean sperm samples for ART without causing damage to the gametes. It selects a subpopulation of spermatozoa with good motility, viability and chromatin integrity.

SepaSperm® needs to be diluted with a washing medium for the desired gradient system preparation.

It has high purity shown by low endotoxin levels.

HEPES buffered, suitable for use in ambient laboratory conditions.

- **High purity**
- **Efficiently obtains good sperm**
- **Can be used as HEPES buffer**

SepaSperm® Solution

SepaSperm® Solution is a 100% stock solution used for separation of motile sperm from non-germ cells, immotile spermatozoa and seminal fluid using a density gradient method.

Order code	Description		Volume
Available on request	SED100-20 x 5	SepaSperm® Solution	5 x 20 ml
Available on request	SED100-50		50 ml
FDM95602	SED 100-100		100 ml

- SepaSperm® Solution must be kept between 2 °C and 8 °C.
- SpeaSperm® Solution has a shelf life of 12 months.

Composition:

- Silane-coated silica particles
- HEPES-buffered
- EBSS (Earle's balanced salt solution)

Quality Control Specifications:

- Sterility: SAL 10^{-3}
- Endotoxin: <0.5 EU/ml
- Sperm Survival test: ≥80 % survival rate after 4 hours exposure; ≥75 % survival rate after 24 hours exposure.
- pH: 7.20 – 7.90 (Lot release criteria: 7.20 – 7.60)
- Osmolality: 300 – 330 mOsm/kg
- CE 2797

Ki163/V1

Kitazato
Vitrification

Vitrification

CryoTop® Open System

Leading system worldwide for vitrification of oocytes and embryos in all stages of development.

Cryotop® is the logical choice for obtaining the best clinical results. Its unparalleled survival rates for oocytes and embryos, at every stage of development, have contributed to bringing hundreds of thousands of healthy babies into the world in the last decade.

Its design allows the loading of specimens for vitrification with a minimum volume (0.1 µl), providing the best cooling and warming rates on the market (-23,000 °C/minute and 42,000 °C/minute respectively).

The diamond tip, the reshaped conjunction between strip and handle and the widened body grant a smoother insertion into the cover straw resulting in easier insertion.

The Cryotop® has now two identification marks on its upper surface, defining the side where the specimens should be loaded, if you are vitrifying, or are loaded, if you are thawing.

It has an external covering to protect the Cryotop® once vitrified. The tip has weight to prevent floating in the liquid nitrogen.

- **Unparalleled survival rates**
- **Simplifies work routines**
- **Standardised protocol**
- **For all stages of development**
- **High quality, reliable product**
- **Easier to load specimens, with its wider strip and bigger surface**
- **Allows up to 4 specimens per device to be loaded**

CryoTop® Open System

Cryotop® is the logical choice for obtaining the best clinical results. Its unparalleled survival rates for oocytes and embryos, at every stage of development, have contributed to bringing hundreds of thousands of healthy babies into the world in the last decade.

Order code	Description		Pack size
FDM81115	CR-Y	Cryotop® Yellow	Pack of 10
FDM81114	CR-B	Cryotop® Blue	Pack of 10
FDM81113	CR-W	Cryotop® White	Pack of 10
FDM81112	CR-R	Cryotop® Red	Pack of 10
FDM81111	CR-G	Cryotop® Green	Pack of 10
FDM83018	K-3	Reproplate (3 well)	Pack of 10
FDM83020	K-6	Reproplate (6 well)	Pack of 10
FDM83021	K-6 SINGLE	Reproplate (Single packaging)*	Single Piece
FDM84014	BLUE BOX-L	Cooling Rack - Large	Single Piece
FDM94121	STEEL BOX-L	Stainless Steel Box for Cooling Rack - Large	Single Piece
FDM94123	Rack Set - Large	Cooling Rack + Stainless Steel Box - Large	Single Piece
FDM84010	BLUE BOX-S	Cooling Rack - Short	Single Piece
FDM94120	STEEL BOX-S	Stainless Steel Box for Cooling Rack - Short	Single Piece
FDM94122	Rack Set - Small	Cooling Rack + Stainless Steel Box - Small	Single Piece
FDM91101	VT601	Vitrification Solutions	Single Pack
FDM91121	VT602	Thawing Solutions	Single Pack

- Shelf Life: 36 months

Quality Control Testing:

- Sterility by the current USP Sterility Test
- Endotoxin by LAL methodology
- Mouse Embryo Assay (one cell)

Ki155/V2

Vitrification

CryoTop® SC Closed System

Achieve the same excellent results as from CryoTop's Closed system.

The Cryotop® SC Closed system allows the device to be sealed within an external straw, allowing the vitrification of the specimens without them entering into direct contact with the liquid nitrogen. Its new sealed protocol ensures success during vitrification guaranteeing safe storage.

Cryotop® SC is a vitrification device consisting of a fine strip of transparent film connected to a plastic handle resistant to liquid nitrogen. Its design allows the loading of specimens for vitrification with a minimum volume (0.1 µl), a differentiating factor when achieving the best survival rates.

The CryoTop® SC allows up to 4 samples to be loaded per device. The external straws has a widened and the conical join between the strip of film and plastic body allowing easy insertion and preventing abrupt entry.

The L shaped tip protects the sample during insertion into the external straw and provides an ideal marker for locating the specimen during warming procedure.

- **Unparalleled survival rates**
- **Simplifies work routines**
- **Standardised protocol**
- **For all stages of development**
- **High quality, reliable product**

CryoTop® SC Closed System

Cryotop® SC Closed System is an evolution in vitrification and continues to obtain the same excellent results of the CryoTop® Open system version. Unlike the open system it allows the device to be sealed within an external straw, allowing the vitrification of the specimens without them entering into direct contact with the liquid nitrogen. Its new sealed protocol ensures success during vitrification guaranteeing safe storage.

Order code	Description		Pack size
FDM81125	CR SC-Y	Cryotop® SC Yellow	Pack of 10
FDM81124	CR SC-B	Cryotop® SC Blue	Pack of 10
FDM81123	CR SC-W	Cryotop® SC White	Pack of 10
FDM81122	CR SC-R	Cryotop® SC Red	Pack of 10
FDM81121	CR SC-G	Cryotop® SC Green	Pack of 10
FDM83018	K-3	Reproplate (3 well)	Pack of 10
FDM83020	K-6	Reproplate (6 well)	Pack of 10
FDM83021	K-6 SINGLE	Reproplate (Single packaging)*	Single Piece
FDM84014	BLUE BOX-L	Cooling Rack - Large	Single Piece
FDM94121	STEEL BOX-L	Stainless Steel Box for Cooling Rack - Large	Single Piece
FDM94123	Rack Set - Large	Cooling Rack + Stainless Steel Box - Large	Single Piece
FDM84010	BLUE BOX-S	Cooling Rack - Short	Single Piece
FDM94120	STEEL BOX-S	Stainless Steel Box for Cooling Rack - Short	Single Piece
FDM94122	Rack Set - Small	Cooling Rack + Stainless Steel Box - Small	Single Piece
FDM84115	BLOCK SC	Aluminium Block for Cryotop® SC	Single Piece
FDM84117	CUTTER SC	Straw Cutter for Cryotop® SC	Single Piece
FDM84119	HEAT SEALER	Heat Sealer for Cryotop® SC	Single Piece
FDM91101	VT601	Vitrification Solutions	Single Pack
FDM91121	VT602	Thawing Solutions	Single Pack

- Shelf Life: 36 months

Quality Control Testing:

- Sterility by the current USP Sterility Test
- Endotoxin by LAL methodology
- Mouse Embryo Assay (one cell)

Ki156/V2

Vitrification

Vitrification and Warming Media

Versatile media for cryopreservation in your laboratory.

Reduce your costs by using the same media for vitrification and warming of oocytes and embryos, in all their stages of development, from zygote stage to blastocyst.

The composition of the Kitazato media is entirely synthetic. Among the components, the following are notable:

Hydroxypropyl cellulose (HPC) prevents the risk of contamination, increases the rate of survival in hatched blastocysts and reduces mechanical stress during warming. Trehalose functions as an osmotic agent in place of sucrose. It provides greater safety in the process, improving the protection of the cellular membranes. The incorporation of gentamicin prolongs the sterility of the media, guaranteeing greater safety in handling the solutions.

- **Unparalleled survival rates**
- **Simplifies work routines**
- **Standardised protocol**
- **For all stages of development**
- **High quality, reliable product**

The VT601 Vitrification media allow up to 5 procedures to be carried out and consist of:

- 1.5 ml Basic Solution vial (BS)
- 1.5 ml Equilibrated Solution vial (ES)
- 2 x 1.5 ml Vitrification Solution vial (VS)

The VT602 Thawing media allow up to 4 procedures to be carried out and consist of:

- 2 x 4 ml Thawing Solution vial (TS)
- 4 ml Diluent Solution vial (DS)
- 4 ml Washing Solution vial (WS)

Order code	Description		Pack size
FDM91101	VT601	Vitrification Solutions	Single Pack
FDM91121	VT602	Thawing Solutions	Single Pack
FDM81115	CR-Y	Cryotop® Yellow	Pack of 10
FDM81114	CR-B	Cryotop® Blue	Pack of 10
FDM81113	CR-W	Cryotop® White	Pack of 10
FDM81112	CR-R	Cryotop® Red	Pack of 10
FDM81111	CR-G	Cryotop® Green	Pack of 10
FDM83018	K-3	Reproplate (3 well)	Pack of 10
FDM83020	K-6	Reproplate (6 well)	Pack of 10
FDM83021	K-6 SINGLE	Reproplate (Single packaging)*	Single Piece
FDM84014	BLUE BOX-L	Cooling Rack - Large	Single Piece
FDM94121	STEEL BOX-L	Stainless Steel Box for Cooling Rack - Large	Single Piece
FDM94123	Rack Set - Large	Cooling Rack + Stainless Steel Box - Large	Single Piece
FDM84010	BLUE BOX-S	Cooling Rack - Short	Single Piece
FDM94120	STEEL BOX-S	Stainless Steel Box for Cooling Rack - Short	Single Piece
FDM94122	Rack Set - Small	Cooling Rack + Stainless Steel Box - Small	Single Piece
FDM84115	BLOCK SC	Aluminium Block for Cryotop® SC	Single Piece
FDM84117	CUTTER SC	Straw Cutter for Cryotop® SC	Single Piece
FDM84119	HEAT SEALER	Heat Sealer for Cryotop® SC	Single Piece
FDM81125	CR SC-Y	Cryotop® SC Yellow	Pack of 10
FDM81124	CR SC-B	Cryotop® SC Blue	Pack of 10
FDM81123	CR SC-W	Cryotop® SC White	Pack of 10
FDM81122	CR SC-R	Cryotop® SC Red	Pack of 10
FDM81121	CR SC-G	Cryotop® SC Green	Pack of 10

- All vitrification media must be kept between 2 °C and 8 °C.
- VT601 and VT602 have a shelf life of 12 months.

Composition:

- Endotoxin: <0.5 EU/ml
- Sperm Survival test: ≥80 % survival rate after 4 hours exposure; ≥75 % survival rate after 24 hours exposure.
- pH: 7.20 – 7.90 (Lot release criteria: 7.20 – 7.60)
- CE 2797

Ki159/V2

Gynemed

IVF products

THE GYNEMED MEDIALINE RANGE

Oocyte Handling

GM501 Flush
Aspiration medium

GM501 Wash or **GM501 Wash with Phenolred and Gentamicin**
Washing medium for oocytes

GM501 Hyaluronidase
Denudation of oocyte

GM508 CultActive
Activation of oocytes
(ionophore)

Sperm Handling

GM501 Gradient
Density gradient medium

GM501 SpermAir or **SpermActive**
Sperm processing

Bromelain in Dulbecco's PBS
Liquefy viscous semen
(Bromelain)

GM501 PVP
Immobilisation of sperm
cells

TESE Handling

GM501 Collagenase
Digestion of testicular tissue

GM501 SpermMobil
Sperm activation
(Theophylline)

SemenStain
Examine morphology
and vitality of sperm cells

SemenMar
Detect anti-sperm
antibodies

SemenLeu
Test elevated levels of
leukocytes

CULTURE

GM501 Cult
Culture medium with
Gentamicin or Gentamicin
and Phenolred optional

GM501 Mineral Oil
Cover of culture medium

Cryo

GM501 EmbryoStore
Slow freezing kit

GM501 VitriStore
Vitrification kit

GM501 SpermStore
Freezing medium
(sperm and testicular tissue)

Gynemed
Oocyte Handling

Oocyte Handling

GM501 Flush

Cell culture medium for human oocyte pick-up. GM501 Flush is a ready-to-use medium for flushing the ovarian follicles during the aspiration and/or oocyte pick-up intended for extra corporeal fertilisation procedures.

- **Ready-to-use**
- **HEPES buffered (21 mM)**
- **CO2-incubation is not required**
- **Contains Heparin (2.5 IU/ml)**
- **CE marked class III (0344)**

GM501 Flush

Cell culture medium for human oocyte pick-up. GM501 Flush is a ready-to-use medium for flushing the ovarian follicles during the aspiration and/or oocyte pick-up intended for extra corporeal fertilisation procedures.

Composition

- NaCl, KCl, KH_2PO_4, $MgSO_4$, $CaCl_2$
- Bicarbonate, HEPES, EDTA
- Glucose, Lactate, Pyruvate
- Non-essential and essential Amino Acids, Alanyl-Glutamine
- Heparin

Tested specifications

- pH
- Osmolality
- Sterility
- Endotoxins
- MEA

Instructions for use

GM501 Flush needs to be warmed at 37 °C over night before use (no CO_2, with closed lid). GM501 Flush is HEPES buffered. Incubation in a CO_2-incubator will lower the pH.

Order codes	Size	Storage	Shelf life*
FGY4GM501F-50	1 x 50 ml	2 - 8 °C	6 months
FGY5GM501F-500	1 x 500 ml	2 - 8 °C	6 months

* from time of manufacture

On request also available in the sizes 20 ml, 100 ml and 250 ml

Gi098/V3

Oocyte Handling

GM501 Wash

GM501 Wash is a ready-to-use medium designed for washing procedures of human oocytes and embryos and any short-term handling procedures outside the incubator like washing after Hyaluronidase treatment (denudation), ICSI, polar body or blastomere biopsy.

- **Ready-to-use**
- **HEPES (15 mM) and bicarbonate buffered**
- **After CO_2 incubation the medium is stable at room atmosphere for short-term handling procedures**
- **Contains Human Serum Albumin (5.00 g/litre)**
- **CE marked class III (0344)**

GM501 Wash

GM501 Wash is a ready-to-use medium designed for washing procedures of human oocytes and embryos and any short-term handling procedures outside the incubator like washing after Hyaluronidase treatment (denudation), ICSI, polar body or blastomere biopsy.

Composition

- NaCl, KCl, KH_2PO_4, $MgSO_4$, $CaCl_2$
- Bicarbonate, HEPES, EDTA
- Glucose, Lactate, Pyruvate
- Non-essential and essential Amino Acids, Alanyl-Glutamine
- Human Serum Albumin

Tested specifications

- pH
- Osmolality
- Sterility
- Endotoxins
- MEA

Instructions for use

GM501 Wash must be equilibrated over night in a humidified CO_2-incubator (at 5 - 7 % CO_2, 37 °C).

Order codes	Size	Storage	Shelf life*
FGY4GM501W-20	1 x 20 ml	2 - 8 °C	6 months
FGY4GM501W-50	1 x 50 ml	2 - 8 °C	6 months

* from time of manufacture

Gi099/V3

Oocyte Handling

GM501 Wash with Phenolred and Gentamicin

GM501 Wash with Phenolred and Gentamicin is a ready-to-use medium designed for washing procedures of human oocytes and embryos and any short-term handling procedures outside the incubator like washing after Hyaluronidase treatment (denudation), ICSI, polar body or blastomere biopsy and other.

- **Ready-to-use**
- **HEPES (15 mM) and bicarbonate buffered**
- **After CO_2 incubation the medium is stable at room atmosphere for short-term handling procedures**
- **Contains Human Serum Albumin (5.00 g/litre)**
- **Contains Gentamicin (10 mg/litre)**
- **Contains Phenolred**
- **CE marked class III (0344)**

GM501 Wash with Phenolred and Gentamicin

GM501 Wash with Phenolred and Gentamicin is a ready-to-use medium designed for washing procedures of human oocytes and embryos and any short-term handling procedures outside the incubator like washing after Hyaluronidase treatment (denudation), ICSI, polar body or blastomere biopsy and other.

Composition

- NaCl, KCl, KH_2PO_4, $MgSO_4$, $CaCl_2$
- Bicarbonate, HEPES, EDTA
- Glucose, Lactate, Pyruvate
- Non-essential and essential Amino Acids, Alanyl-Glutamine
- Human Serum Albumin, Gentamicin, Phenolred

Tested specifications

- pH
- Osmolality
- Sterility
- Endotoxins
- MEA

Instructions for use

GM501 Wash with Phenolred and Gentamicin must be equilibrated over night in a humidified CO_2-incubator (at 5 - 7 % CO_2, 37 °C).

Order codes	Size	Storage	Shelf life*
FGY4GM501W+PR-20	1 x 20 ml	2 - 8 °C	6 months
FGY4GM501W+PR-50	1 x 50 ml	2 - 8 °C	6 months

* from time of manufacture

Gi100/V3

Oocyte Handling

GM501 Hyaluronidase

GM501 Hyaluronidase is a ready-to-use solution designed to facilitate the removal of cumulus cells. Hyaluronidase digests the extracellular matrix in the cumulus-oocyte complex consisting of hyaluronic acid.

- **Ready-to-use**
- **HEPES buffered**
- **CO_2-incubation is not required**
- **Contains Human Serum Albumin (4.00 g/litre)**
- **Contains pharmaceutical grade hyaluronidase (80 IU/ml)**
- **CE marked Class III (0344)**

GM501 Hyaluronidase

GM501 Hyaluronidase is a ready-to-use solution designed to facilitate the removal of cumulus cells. Hyaluronidase digests the extracellular matrix in the cumulus-oocyte complex consisting of hyaluronic acid.

Composition

- NaCl, KCl, NaH_2PO_4 $MgSO_4$, $CaCl_2$
- Bicarbonate, HEPES
- Glucose, Lactate, Pyruvate
- Human Serum Albumin
- Pharmaceutical grade hyaluronidase from bovine origin

Tested specifications

- pH
- Osmolality
- Sterility
- Endotoxins
- MEA

Can be used in combination with

- GM501 Cult media
- GM501 Wash
- GM501 Mineral Oil

Instructions for use

GM501 Hyaluronidase contains HEPES; no CO_2- incubation is required, just warm it up to 37 °C.

Recommended application

For further information, please see our IVF Media Recommended Usage Guide.

Order codes	Size	Storage	Shelf life*
FGY4HY0010	1 x 10 ml	2 - 8 °C	12 months
FGY4HY001-5	5 x 1 ml	2 - 8 °C	12 months

* from time of manufacture

Gi101/V3

Gynemed
Culture

Embryo Culture

GM501 Cult with Gentamicin

GM501 Cult with Gentamicin is a ready-to-use bicarbonate buffered culture medium, designed for fertilisation and for human embryo culture from day 1 to blastocyst stage.
It can also be used for embryo transfer.

- **Ready-to-use**
- **Bicarbonate buffered**
- **Single step medium - from fertilisation to blastocyst stage**
- **Can be used with or without medium change at day 3**
- **Suitable for microdrop (single and group) culture under oil and open culture systems**
- **Contains Gentamicin (10.00 mg/litre)**
- **Contains Human Serum Albumin (10.00 g/litre)**
- **CE marked class III (0344)**

GM501 Cult with Gentamicin

GM501 Cult with Gentamicin is a ready-to-use bicarbonate buffered culture medium, designed for fertilisation and for human embryo culture from day 1 to blastocyst stage. It can also be used for embryo transfer.

Composition

- NaCl, KCl, KH_2PO_4, $MgSO_4$, $CaCl_2$
- Bicarbonate, EDTA
- Glucose, Lactate, Pyruvate
- Non-essential and essential Amino Acids, Alanyl-Glutamine
- Human Serum Albumin, Gentamicin

Tested specifications

- pH
- Osmolality
- Sterility
- Endotoxins
- MEA

Can be used in combination with

- GM501 Mineral Oil

Instructions for use

GM501 Cult with Gentamicin must be equilibrated over night in a humidified CO_2-incubator (at 5 - 7 % CO_2, 37 °C).

References

- Campo R., Binda M.M., Van Kerkhoven G., Frederickx V., Serneels A., Roziers P., Lopes A.S., Gordts Sy., Puttemans P., Gordts S. (2010): Critical reappraisal of embryo quality as a predictive parameter for pregnancy outcome: a pilot study. F, V & V in ObGyn 2: 289-295.
- Kemeter P., Hajek J., Feichtinger W. (2011): Eine prospektiv-randomisierte Studie zum Vergleich zweier Embryo-Kultursysteme nach IVF/ ICSI: Sequential media in 5 % O_2-Atmosphäre und Single medium in 21 % O_2-Atmosphäre. J Gynäkol Endokrinol 21: 16-21.

Order codes	Size	Storage	Shelf life*
FGY4GM501H+G-20	1 x 20 ml	2 - 8 °C	6 months
FGY4GM501H+G-50	1 x 50 ml	2 - 8 °C	6 months

* from time of manufacture

Gi103/V3

Embryo Culture

GM501 Cult with Gentamicin and Phenolred

GM501 Cult with Gentamicin and Phenolred is a ready-to-use bicarbonate buffered culture medium, designed for fertilisation and for human embryo culture from day 1 to blastocyst stage. It can also be used for embryo transfer.

- **Ready-to-use**
- **Bicarbonate buffered**
- **Single step medium - from fertilisation to blastocyst stage**
- **Can be used with or without medium change at day 3**
- **Suitable for microdrop (single and group) culture under oil and open culture systems**
- **Contains Gentamicin (10.00 mg/litre)**
- **Contains Human Serum Albumin (10.00 g/litre)**
- **Contains Phenolred**
- **CE marked class III (0344)**

GM501 Cult with Gentamicin and Phenolred

GM501 Cult with Gentamicin and Phenolred is a ready-to-use bicarbonate buffered culture medium, designed for fertilisation and for human embryo culture from day 1 to blastocyst stage. It can also be used for embryo transfer.

Composition

- NaCl, KCl, KH_2PO_4, $MgSO_4$, $CaCl_2$
- Bicarbonate, EDTA
- Glucose, Lactate, Pyruvate
- Non-essential and essential Amino Acids, Alanyl-Glutamine
- Human Serum Albumin, Gentamicin, Phenolred

Tested specifications

- pH
- Osmolality
- Sterility
- Endotoxins
- MEA

Can be used in combination with

- GM501 Mineral Oil

Instructions for use

GM501 Cult with Gentamicin and Phenolred must be equilibrated over night in a humidified CO_2- incubator (at 5 - 7 % CO_2, 37 °C).

References

- Paternot G., Debrock S., D´Hooghe T.M., Spiessens C. (2010): Early embryo development in a sequential versus single medium: a randomized study. Reproductive Biology and Endocrinology 7: 83.
- Gruber I., Klein M. (2011): Embryo culture media for human IVF: which possibilities exist? J Turkish-German Gynecol Assoc 12: 110-117.

Order codes	Size	Storage	Shelf life*
FGY4GM501H+PR+G-20	1 x 20 ml	2 - 8 °C	6 months
FGY4GM501H+PR+G-50	1 x 50 ml	2 - 8 °C	6 months

* from time of manufacture

Gi104/V3

Embryo Culture

GM501 Mineral Oil

GM501 Mineral Oil is a ready-to-use oil for covering the medium during IVF/ICSI treatment. GM501 Mineral Oil protects the medium from evaporation and thereby stabilises pH and temperature.

- **Ready-to-use**
- **Stabilises the pH during IVF, ICSI and related artificial reproductive techniques**
- **CE marked class IIa (0482)**

GM501 Mineral Oil

GM501 Mineral Oil is a ready-to-use oil for covering the medium during IVF/ICSI treatment. GM501 Mineral Oil protects the medium from evaporation and thereby stabilises pH and temperature.

Composition

- Paraffin oil
- Density 0.83 - 0.86
- Viscosity < 30 cP at 30 °C
- Pre-washed twice with ultra-pure water

Tested specifications

- Density
- Viscosity
- Sterility
- Endotoxins
- MEA
- Peroxide level

Can be used in combination with

- GM501 Cult media
- GM501 PVP
- GM501 Hyaluronidase

Instructions for use

GM501 Mineral Oil is a pre-washed ready-to-use oil, so no further preparations are necessary. After pre-incubation (5 hours/37 °C) overlay the culture medium with GM501 Mineral Oil until it is completely covered.

Recommended application

For further information, please see our IVF Media Recommended Usage Guide.

References

- Gallardo E.F., Spiessens C, D´Hooghe T., Debrock S (2016): Effect of embryo morphology and morphometrics on implantation of vitrified day 3 embryos after warming: a retrospective cohort study. Reproductive Biology and Endocrinology 14:40

Order codes	Size	Storage	Shelf life*
FGY4MO0100	1 x 100 ml	15 - 25 °C*1	18 months
FGY4MO0500	1 x 500 ml	15 - 25 °C*1	18 months

* from time of manufacture

Gi105/V3

Gynemed
Sperm Processing

Sperm Processing

GM501 SpermAir

GM501 SpermAir is a ready-to-use medium designed for all human sperm preparation, sperm washing, swim up techniques and density gradient centrifugation as well as for testicular tissue.

- **Ready-to-use**
- **HEPES buffered (21 mM)**
- **CO_2-incubation is not required**
- **For all human sperm handling and preparation procedures**
- **Suitable for washing, swim-up and density gradient centrifugation**
- **For handling of testicular tissue**
- **Contains Gentamicin (10.00 mg/litre)**
- **Contains Phenolred**
- **Contains Human Serum Albumin (5.00 g/litre)**
- **CE marked class III (0344)**

GM501 SpermAir

GM501 SpermAir is a ready-to-use medium designed for all human sperm preparation, sperm washing, swim up techniques and density gradient centrifugation as well as for testicular tissue.

Composition

- NaCl, KCl, KH_2PO_4, $MgSO_4$, $CaCl_2$
- Bicarbonate, HEPES, EDTA
- Glucose, Lactate, Pyruvate
- Non-essential and essential Amino Acids, Alanyl-Glutamine
- Human Serum Albumin, Gentamicin, Phenolred

Tested specifications

- pH
- Osmolality
- Sterility
- Endotoxins
- MEA

Instructions for use

Do not equilibrate GM501 SpermAir in a CO_2-incubator, just warm it up to 37 °C. GM501 SpermAir is HEPES buffered. Incubation in a CO_2-incubator will lower the pH.

Recommended application

For further information, please see our IVF Media Recommended Usage Guide.

Order codes	Size	Storage	Shelf life*
FGY4GM501AIR+G+PR-2	1 x 2 ml	2 - 8 °C	6 months
FGY4GM501AIR+G+PR-20	1 x 20 ml	2 - 8 °C	6 months
FGY4GM501AIR+G+PR-50	1 x 50 ml	2 - 8 °C	6 months

* from time of manufacture

Gi106/V3

Sperm Processing

GM501 SpermActive

GM501 SpermActive is a ready-to-use medium designed for all human sperm preparation, sperm washing, swim up techniques and density gradient centrifugation as well as for testicular tissue.

- **Ready-to-use**
- **HEPES (15 mM) and bicarbonate buffered**
- **After CO_2 incubation the medium is stable at room atmosphere for short-term handling procedures.**
- **For all human sperm handling and preparation procedures**
- **Suitable for washing, swim-up and density gradient centrifugation**
- **For handling of testicular tissue**
- **Contains Gentamicin (10.00 mg/litre)**
- **Contains Phenolred**
- **Contains Human Serum Albumin (5.00 g/litre)**
- **CE marked class III (0344)**

GM501 SpermActive

GM501 SpermActive is a ready-to-use medium designed for all human sperm preparation, sperm washing, swim up techniques and density gradient centrifugation as well as for testicular tissue.

Composition

- NaCl, KCl, KH_2PO_4, $MgSO_4$, $CaCl_2$
- Bicarbonate, HEPES, EDTA
- Glucose, Lactate, Pyruvate
- Non-essential and essential Amino Acids, Alanyl-Glutamine
- Human Serum Albumin, Gentamicin, Phenolred

Tested specifications

- pH
- Osmolality
- Sterility
- Endotoxins
- MEA

Instructions for use

GM501 SpermActive must be equilibrated over night in a humidified CO_2-incubator (at 5 - 7 % CO_2, 37 °C).

Recommended application

For further information, please see our IVF Media Recommended Usage Guide.

Order codes	Size	Storage	Shelf life*
FGY4GM501SA-20	1 x 20 ml	2 - 8 °C	6 months
FGY4GM501SA-50	1 x 50 ml	2 - 8 °C	6 months

* from time of manufacture

Gi107/V3

Sperm Processing

GM501 Gradient

GM501 Gradient is an isotonic solution for semen preparation with a density of approximately 1.12 g/ml.

- **Ready-to-use (45 %, 90 %)**
- **Stock solution (100 %) can be diluted to your own preferences**
- **Consists of silane-coated colloidal silica particles suspended in HEPES buffered medium**
- **Can be used in combination with IUI, IVF and ICSI**
- **CE marked class IIb (0482)**

GM501 Gradient

GM501 Gradient is an isotonic solution for semen preparation with a density of approximately 1.12 g/ml.

Tested specifications

- pH
- Osmolality
- Density
- Viscosity
- Sterility
- Endotoxins
- Sperm Survival Test

Can be used in combination with

- GM501 SpermAir
- GM501 SpermActive

Instructions for use

Mix the density gradient bottles by 5 bottle inversions before use. We would advise you to produce a 2-phase system from the 100 % gradient (45 % and 90 %). You may prefer a different mixing ratio (e.g. 40 % and 80 %) or a multi layer gradient (45 %-70 %-90 %). Mix 9 parts of GM501 Gradient 100 % with 1 parts of washing medium to produce the 90 % gradient. Mix 4.5 parts of GM501 Gradient 100 % with 5.5 parts of washing medium to produce the 45 % gradient.

Note: Gradients should be prepared and repacked under sterile conditions (e.g. LAF-bench, ISO Class 5). For optimal results prepare the gradient media a maximum of 24 hours prior to use. Mix well after diluting the GM501 Gradient 100 %.

Recommended application

For further information, please see our IVF Media Recommended Usage Guide.

Order codes	Size	Storage	Shelf life*
100 % gradient			
FGY4GM501G-100-50	1 x 50 ml	2 - 8 °C	18 months
FGY4GM501G-100-100	1 x 100 ml	2 - 8 °C	18 months
FGY4GM501G-100-250	1 x 250 ml	2 - 8 °C	18 months
90 % gradient			
FGY4GM501G-90-10	1 x 10 ml	2 - 8 °C	18 months
FGY4GM501G-90-50	1 x 50 ml	2 - 8 °C	18 months
FGY4GM501G-90-100	1 x 100 ml	2 - 8 °C	18 months
FGY4GM501G-90-250	1 x 250 ml	2 - 8 °C	18 months
45 % gradient			
FGY4GM501G-45-10	1 x 10 ml	2 - 8 °C	18 months
FGY4GM501G-45-50	1 x 50 ml	2 - 8 °C	18 months
FGY4GM501G-45-100	1 x 100 ml	2 - 8 °C	18 months
FGY4GM501G-45-250	1 x 250 ml	2 - 8 °C	18 months

* from time of manufacture

Gi108/V3

Sperm Processing

GM501 PVP

GM501 PVP is a ready-to-use media to reduce the motility of sperm making it easier to catch them with an ICSI pipette. It is possible to dilute the solution with HEPES buffered sperm processing media.

- **Ready-to-use**
- **HEPES buffered**
- **Can be diluted with HEPES buffered medium**
- **Reduces the motility of spermatozoa to facilitate sperm pick-up for ICSI**
- **Contains Human Serum Albumin (4.00 g/litre)**
- **Contains phEur grade Polyvinylpyrrolidone 10 % (100.00 g/litre)**
- **CE marked class III (0344)**

GM501 PVP

GM501 PVP is a ready-to-use media to reduce the motility of sperm making it easier to catch them with an ICSI pipette. It is possible to dilute the solution with HEPES buffered sperm processing media.

Composition

- NaCl, KCl, NaH_2PO_4, $MgSO_4$, $CaCl_2$
- Bicarbonate, HEPES
- Glucose, Lactate, Pyruvate
- Human Serum Albumin, Polyvinylpyrrolidone

Tested specifications

- pH
- Osmolality
- Sterility
- Endotoxins
- Viscosity
- MEA

Can be used in combination with

- GM501 Mineral Oil
- GM501 SpermAir
- GM501 SpermActive

Instructions for use

Warm the PVP solution to 37 °C

Standard procedure: Place a small drop of PVP solution (5 µl - 10 µl) in a dish and cover with GM501 Mineral Oil. Add a small volume (1 µl - 2 µl) of washed sperm cells into the centre of the PVP droplet. Wait for a few minutes to allow the sperm cells to migrate to the periphery of the droplet. Select and recover the spermatozoa for injection. Warm the PVP solution and HEPES buffered sperm processing medium to 37 °C.

Alternative procedure (with extra washing step): Place a small drop of PVP solution (5 µl - 10 µl) and 1 or more small drops HEPES buffered sperm processing medium in a dish and cover with GM501 Mineral Oil. Add a small volume (1 µl - 2 µl) of washed sperm cells into the centre of the PVP droplet. Wait for a few minutes to allow the sperm cells to migrate to the periphery of the droplet. Select the spermatozoa for injection and nick (break) the tail of the spermatozoon with the tip of the pipette. Transfer the spermatozoon into one of the HEPES buffered sperm processing medium droplets and wash by transferring the sperm cell in and out of the sperm processing medium several times. Aspirate the sperm cell into the pipette and use for ICSI procedure.

Order codes	Size	Storage	Shelf life*
FGY4PVP0001	1 x 1 ml	2 - 8 °C	9 months
FGY4PVP0001-5	5 x 0.2 ml	2 - 8 °C	9 months

* from time of manufacture

Gi112/V4

Sperm Processing

Bromelain in Dulbecco´s PBS

Bromelain in Dulbecco‘s PBS is designed for liquefaction of viscous semen samples prior to semen analysis and preparation for further IVF treatment.

- **Ready-to-use**
- **For liquefaction of viscous semen samples**
- **Contains 10 IU/ml Bromelain**
- **Formulated according to WHO laboratory manual for the Examination and processing of human semen - Fifth edition**
- **CE marked class IIb (0482)**

Bromelain in Dulbecco´s PBS

Bromelain in Dulbecco‘s PBS is designed for liquefaction of viscous semen samples prior to semen analysis and preparation for further IVF treatment.

Composition

- NaCl, KCl, KH_2PO_4, $MgSO_4$, $CaCl_2$, Na_2HPO_4
- Glucose
- Bromelain

Tested specifications

- pH
- Osmolality
- Sterility
- Endotoxins
- MEA
- Sperm Survival Test

Instructions for use

Warm the Bromelain in Dulbecco´s PBS to 37 °C.

Recommended application

For further information, please see our IVF Media Recommended Usage Guide.

References

- Krebs T., Sollmann K., Maas D.H.A., Saymé N. (2012): Bromelase - A new way to reduce viscosity of human semen. 45th annual conference of Physiology and Reproduction and 37th Veterinary & Human Medicine conference in Berlin
- WHO laboratory manual for the Examination and processing of human semen (2010), 5th ed.: 14.

Order code	Size	Storage	Shelf life*
FGY4GM501BROM10	1 x 10 ml	2 - 8 °C	6 months

* from time of manufacture

Gi111/V3

Sperm Processing

GM501 Collagenase

GM501 Collagenase is a reagent for the digestion of human testicular tissue obtained by testicular biopsy (TESE) for in-vitro examination procedures. Using Collagenase, it is possible to degrade testicular tissue in single cells to facilitate the isolation of sperm cells.

- **Ready-to-use**
- **HEPES buffered**
- **Digestion of human testicular tissue obtained by biopsy**
- **Facilitates isolation of sperm cells from TESE digestion**
- **Contains 1000 CDU/ml (Collagen Digestive Units)**
- **Contains Human Serum Albumin (5.00 g/litre)**
- **CE marked class IIb (0482)**

GM501 Collagenase

GM501 Collagenase is a reagent for the digestion of human testicular tissue obtained by testicular biopsy (TESE) for in-vitro examination procedures. Using Collagenase, it is possible to degrade testicular tissue in single cells to facilitate the isolation of sperm cells.

Composition

- NaCl, KCl, KH_2PO_4, $MgSO_4$, $CaCl_2$
- Bicarbonate, HEPES, EDTA
- Glucose, Lactate, Pyruvate
- Non-essential and essential Amino Acids, Alanyl-Glutamine
- Human Serum Albumin, Gentamicin, Phenolred
- Collagenase (obtained from culture filtrates of Clostridium histolyticum)

Tested specifications

- pH
- Osmolality
- Sterility
- Sperm Survival Test

Performing LAL-endotoxin- and MEA-tests is not possible with this medium as the activity of the Collagenase inactivates the enzymes (LAL) and damages the mouse embryos (MEA), which are used for these assays, respectively. The basic medium is LAL- and MEA-tested.

Can be used in combination with

- GM501 SpermAir
- GM501 SpermActive

Instructions for use

Do not equilibrate GM501 Collagenase in a CO_2- incubator, just warm it up to 37 °C. GM501 Collagenase is HEPES buffered. Incubation in a CO_2- incubator will lower the pH.

Recommended application

For further information, please see our IVF Media Recommended Usage Guide.

References

- Wöber M., Ebner T., Steiner S. L., Strohmer H., Oppelt P., Plas E., Obruca A. (2015) : A new method to process testicular sperm: combining enzymatic digestion, accumulation of spermatozoa, and stimulation of motility. Arch Gynecol Obstet 291:689-694

Order code	Size	Storage	Shelf life*
FGY4COLL-AIR	1 x 3 ml	2 - 8 °C	9 months

* from time of manufacture

Gi110/V3

Insemination

Insemination Kit

The Insemination Kit is a complete system for the simple and safe preparation and processing of human spermatozoa out of the ejaculate, for homologous and hetereologous intrauterine inseminations (IUI).

The Insemination Kit uses the self motility of the male germ cells to isolate motile spermatozoa in high concentrations. We recommend the use if the ejaculate is normozoospermic or slightly oligoand/ or asthenozoospermic.

- **Ready-to-use**
- **Complete system for IUI**
- **Contains GM501 SpermAir**

Insemination Kit

The Insemination Kit is a complete system for the simple and safe preparation and processing of human spermatozoa out of the ejaculate, for homologous and hetereologous intrauterine inseminations (IUI).

The Insemination Kit uses the self motility of the male germ cells to isolate motile spermatozoa in high concentrations. We recommend the use if the ejaculate is normozoospermic or slightly oligoand/ or asthenozoospermic.

One kit contains

- 1 x Vial with 2 ml of GM501 SpermAir medium (sterile)
- 2 x 2 ml syringes (sterile)
- 1 x short cannula (sterile)
- 2 x long cannulas (sterile)
- 1 x Insemination catheter standard or memo (sterile)
- 1 x Instructions for use
- 1 x Ampulla rack

Recommended application

For further information, please see our IVF Media Recommended Usage Guide.

Instructions for use

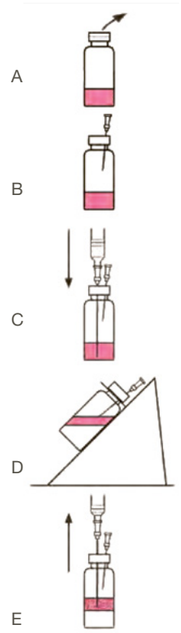

Order code	Size	Storage	Shelf life*
FGY4SA-Kit-002	1 x Standard kit	2 - 8 °C	6 months

* from time of manufacture

Gi118/V3

Gynemed
Cryopreservation

Cryopreservation

GM501 EmbryoStore

GM501 EmbryoStore is a set of ready-to-use antibiotic free media for freezing and thawing of human embryos between 2PN and 4-cell stage.

- **Ready-to-use**
- **Freezing and thawing of human embryos (2PN, 4-cell stage)**
- **Contains Propandiol and Sucrose**
- **Contains Human Serum Albumin**
  Embryo Freeze - 15 g/litre
  Embryo Thaw 1 - 14 g/litre
  Embryo Thaw 2 - 14 g/litre
  Embryo Thaw 3 - 14 g/litre
- **CE marked class III (0344)**

GM501 EmbryoStore

GM501 EmbryoStore is a set of ready-to-use antibiotic free media for freezing and thawing of human embryos between 2PN and 4-cell stage.

Composition

- NaCl, KCl, KH_2PO_4, Na_2HPO_4
- Sucrose
- Propandiol
- Human Serum Albumin

Tested specifications

- pH
- Osmolality (EmbryoStore Thaw 3)
- Sterility
- Endotoxins
- MEA

Instructions for use

Ensure all media are mixed well and warmed up to room temperature before use.

Recommended application

For further information, please see our IVF Media Recommended Usage Guide.

Order codes	Size	Storage	Shelf life*
FGY4EMF01_P_F	1 x 10 ml Freeze	2 - 8 °C	18 months
FGY4EMF01_P_T1	1 x 10 ml Thaw 1	2 - 8 °C	18 months
FGY4EMF01_P_T2	1 x 10 ml Thaw 2	2 - 8 °C	18 months
FGY4EMF01_P_T3	1 x 10 ml Thaw 3	2 - 8 °C	18 months

* from time of manufacture

Gi115/V3

Cryopreservation

GM501 VitriStore Freeze - GM501 VitriStore Thaw

GM501 VitriStore Freeze/VitriStore Thaw are a set of ready-to-use antibiotic free media for vitrification and thawing of human embryos.

- **Ready-to-use**
- **Vitrification and thawing of human embryos**
- **Contains DMSO and Ethylene Glycol**
- **Contains Human Serum Albumin**

  Pre-vitrification - 20 g/litre
  Vitri Freeze 1 - 16 g/litre
  Vitri Freeze 2 - 10 g/litre
  Vitri Thaw 1 - 18 g/litre
  Vitri Thaw 2 - 19 g/litre
  Vitri Thaw 3 - 19 g/litre
  Vitri Thaw 4 - 20 g/litre
- **CE marked class III (0344)**

GM501 VitriStore Freeze - GM501 VitriStore Thaw

GM501 VitriStore Freeze/VitriStore Thaw are a set of ready-to-use antibiotic free media for vitrification and thawing of human embryos.

Composition

GM501 VitriStore Freeze

- NaCl, KCl, KH_2PO_4, Na_2HPO_4
- Sucrose[VSF1]
- DMSO[VSF1,2], Ethylen Glycol[VSF1,2], Ficoll[VSF2]
- Human Serum Albumin

GM501 VitriStore Thaw

- NaCl, KCl, KH_2PO_4, Na_2HPO_4
- Sucrose[VST1,2,3]
- Human Serum Albumin

Instructions for use

Ensure all media are well mixed before use. We strongly recommend that you read through all the steps of the vitrification/thawing procedure before starting the procedure.

Tested specifications

- pH
- Osmolality
- Sterility
- Endotoxins
- MEA

Recommended application

For further information, please see our IVF Media Recommended Usage Guide.

References

- Stinshoff H., Wilkening S., Hanstedt A., Brüning K., Wrenzycki C. (2011): Cryopreservation affects the quality of in vitro produced bovine embryos at the molecular level. Theriogenology 76: 1433-1441

Order codes	Size	Storage	Shelf life*
FGY4VF_KIT1	1 x VitriStore Freeze Kit 1 x 5 ml Pre-vitrification Medium 1 x 1 ml Freeze Medium 1 1 x 1 ml Freeze Medium 2	2 - 8 °C	12 months
FGY4VT_KIT1	1 x VitriStore Thaw Kit 1 x 5 ml Thaw Medium 1 1 x 1 ml Thaw Medium 2 1 x 1 ml Thaw Medium 3 1 x 1 ml Thaw Medium 4	2 - 8 °C	12 months

* from time of manufacture

Gi117/V3

Cryopreservation

GM501 SpermStore

GM501 SpermStore is a antibiotic free medium for freezing human spermatozoa including epididymal or testicular sperm.

- **Ready-to-use**
- **HEPES buffered**
- **For freezing of human sperm (including epididymal and testicular sperm)**
- **Freezing 1.00 ml of semen with 0.70 ml of GM501 SpermStore**
- **Contains Glycerol and Sucrose**
- **Contains Human Serum Albumin (4.00 g/litre)**
- **CE marked class III (0344)**

GM501 SpermStore

GM501 SpermStore is a antibiotic free medium for freezing human spermatozoa including epididymal or testicular sperm.

Composition

- NaCl, KCl, $MgSO_4$, NaH_2PO_4
- Bicarbonate, HEPES
- Glucose, Lactate, Sucrose
- Glycine
- Glycerol
- Human Serum Albumin

Tested specifications

- pH
- Sterility
- Endotoxins
- Sperm Survival Test

Instructions for use

Ensure all media are mixed well and warmed up to room temperature before use.

Recommended application

For further information, please see our IVF Media Recommended Usage Guide.

Order code	Size	Storage	Shelf life*
FGY4 SCP-20	1 x 20 ml	2 - 8 °C	18 months

* from time of manufacture

Gi116/V3

Gynemed
In Vitro Diagnostics & Miscellaneous

In Vitro Diagnostics

Anti-sperm antibodies detection

Designed to detect presence of anti-sperm antibodies on motile sperm cells.

Immunological infertility is often caused by the presence of anti-sperm antibodies (ASA) that can occur in both genders. Immunoglobulins (antibodies) are considered as defence mechanisms of the body and when the body detects a “foreign“ substance, it tries to build an immunity using antibodies.

The Gynemed range of anti-sperm antibody detection products can be used to indicate presence of IgG and/or IgA-antibodies, immunglobulin A (IgA)-type antibodies and immunglobulin G (IgG)-type antibodies on motile sperm cells.

- **Detects presence of IgG and/or IgA-antibodies**
- **Detects presence of immunglobulin A (IgA)-type antibodies**
- **Detects presence of immunglobulin G (IgG)-type antibodies**
- **Ready to use**
- **Shelf life of 18 months from time of manufacture**

Anti-sperm antibodies detection

The Gynemed range of anti-sperm antibody detection products includes SemenMar which indicates presence of IgG and/or IgA-antibodies, SemenIgA which indicates presence of immunglobulin A (IgA)-type antibodies and SemenIgG which indicates presence of immunglobulin G (IgG)-type antibodies on motile sperm cells.

SemenIga

- Ready-to-use
- Detection of anti-sperm antibodies (ASA). Indicates presence of immunglobulin A (IgA)-type antibodies on motile sperm cells. Detection with Anti-IgA-coated red microspheres
- Shelf life is 18 months from time of manufacture if the product is stored at 2-8 °C

SemenIgG

- Ready-to-use
- Detection of anti-sperm antibodies (ASA). Indicates presence of immunglobulin G (IgG)-type antibodies on motile sperm cells. Detection with Anti-IgG-coated blue microspheres
- Shelf life is 18 months from time of manufacture if the product is stored at 2-8 °C

SemenMar

- Ready-to-use
- Detection of anti-sperm antibodies (ASA). Indicates presence of IgG and/or IgA-antibodies on motile sperm cells. Detection with Anti-IgG and Anti-IgA-coated yellow microspheres
- Shelf life is 18 months from time of manufacture if the product is stored at 2-8 °C

Order codes	Description
FGYZR11200-IgA	1 bottle containing 300 µl latex particles coated with spec. Anti-IgA antibodies
FGYZR11400-IgG	1 bottle containing 300 µl latex particles coated with spec. Anti-IgG antibodies
FGYZR11100-Mar	1 bottle containing 300 µl latex particles coated with spec. Anti-Mar antibodies

Gi150/V3

In Vitro Diagnostics

SemenLeu

Peroxidase test to detect elevated concentrations of leukocytes.

Elevated concentrations of leukocytes in semen have been associated with genital tract infection, poor semen quality and IVF and embryo transfer failure.

Leukocytes, especially polymorphic polynuclear leucocytes (PML), are present in most human ejaculates. By normal microscopy these cells can be morphologically easily mixed up with multi-nuclear spermatids.

By using hydrogen peroxide (H_2O_2) peroxidase-positive leukocytes (neutrophils polymorphic granulocytes) can be stained yellow to brown. Other cells (sperm, lymphocytes, monocytes, macrophages and multinucleated spermatids) remain unstained (peroxidase-negative) making the leukocytes easier to identify and count using phase constant microscopy.

- **Identifies peroxidase positive leukocytes**
- **Shelf life of 24 months**

SemenLeu

SemenLeu is a peroxidase test to detect elevated concentrations of leukocytes. With this kit, the seminal fluid is treated with the reagents 1 and 2 in which only peroxidase positive cells remain brown.

Product description	Order code	Unit	Shelf life
SemenLeu Reagenz 1/2	FGYZR103020	1 x 20 ml Reagenz 1 1 ml Reagenz 2	Shelf life is 24 months from time of manufacture if the product is stored at 2-8 °C.

Gi148/V2

In Vitro Diagnostics

Spermatoza assessment

Three test kits to examine morphology and vitality of sperm cells.

SemenStain is a quick-staining-method to assess the morphology of spermatozoa (spermiogram) and allows differential staining of the different sperm parts due to their specific basophilic, eosinophilic and neutrophilic properties.

The SemenVit kit examines the vitality of sperm cells, which is particularly important with semen samples of less than 40 % of forward moving (motile) sperm.

The SemenHos test is used to test the vitality of sperm cells. This hypo-osmotic swelling test, which uses a hypotonic solution, where only vital cells with an intact membrane swell.

- **Assess morphology of spermatozoa, using a staining method**
- **Examine the vitality of sperm cells, using a dye exclusion method**
- **Test the vitality of sperm cells, using a hypo-osmotic swelling test**

Spermatoza assessment

Three test kits to examine the morphology and vitality of sperm cells.

SemenStain

- Morphology assessment of spermatozoa. Succedanstaining method.
- Differential staining of spermatozoa tissues based on their basophilic, eosinophilic and neutrophilic properties
- Shelf life is 36 months from time of manufacture if the product is stored at 15-25 °C.

SemenVIT

- Vitality assessment of spermatozoa. Dye exclusion method.
- Based on the integrity of the sperm membrane in live spermatozoa
- Shelf life is 24 months from time of manufacture if the product is stored at 2-8 °C

SemenHOS

- Vitality assessment of spermatozoa. Hypoos-motic swelling method
- Based on the semi-permeability of the intact cell membrane and the possibiling of active water transport
- Swelling effect in intactsperm cells can be observed for up to 30 min
- Shelf life is 24 months from time of manufacture if the product is stored at 2-8 °C

Order codes	Description
FGYZR10050-Stain	1 x 50 ml Reagenz 1 1 x 50 ml Reagenz 2 1 x 50 ml Reagenz 3 1 x 50 ml Reagenz 4
FGYZR10300-Vit	1 x 20 ml Reagenz 1 1 x 30 ml Reagenz 2
FGYZR106020-HOS	20 x 900 µl solution

Gi151/V2

In Vitro Diagnostics

GM501 SpermMobil

GM501 SpermMobil is a HEPES buffered HSA free reagent containing low bicarbonate. It is used for in vitro examination of sperm cells of necrozoospermic ejaculates as well as of immotile sperms isolated from testicular tissue (TESE).

- **HEPES and bicarbonate buffered**
- **Dilute 1:20 with sperm processing medium**
- **For in vitro examination of necrozoospermic ejaculates and immotile spermatozoa isolated from testicular tissue**
- **Contains Theophylline**
- **CE marked IVD**

GM501 SpermMobil

GM501 SpermMobil is a HEPES buffered HSA free reagent containing low bicarbonate. It is used for in vitro examination of sperm cells of necrozoospermic ejaculates as well as of immotile sperms isolated from testicular tissue (TESE).

Composition

- NaCl, KCl, KH_2PO_4, $MgSO_4$, $CaCl_2$
- Bicarbonate, HEPES, EDTA
- Glucose, Lactate, Pyruvate
- Non-essential and essential Amino Acids, Alanyl-Glutamine
- Theophylline, Phenolred

Tested specifications

- pH
- Osmolality
- Sterility
- Endotoxins
- Sperm Survival Test

Can be used in combination with

- GM501 SpermAir
- GM501 SpermActive

Instructions for use

Do not equilibrate GM501 SpermMobil in a CO_2-incubator, just warm it up to 37 °C. GM501 Sperm-Mobil is HEPES buffered. Incubation in a CO_2-incubator will lower the pH.

Recommended application

For further information, please see our IVF Media Recommended Usage Guide.

References

- Wöber M., Ebner T., Steiner S. L., Strohmer H., Oppelt P., Plas E., Obruca A. (2015) : A new method to process testicular sperm: combining enzymatic digestion, accumulation of spermatozoa, and stimulation of motility. Arch Gynecol Obstet 291:689-694
- Ebner T., Shebl O., Mayer RB., Moser M., Costamoling W., Oppelt P. (2014): Healthy live birth using theophylline in a case of retrograde ejaculation and absolute asthenozoospermia. Fertil Steril 101:240-343
- Ebner T., Tews G., Mayer RB., Ziehr S., Arzt W., Costamoling W., Shebl O. (2011): Pharmacological stimulation of sperm motility in frozen and thawed testicular sperm using the dimethylxanthine theophylline. Fertil Steril 96: 1331-1336

Order codes	Size	Storage	Shelf life*
FGY4GM501 SMOBIL5	1 x 5 ml	2 - 8 °C	6 months
FGY4GM501 SMOBIL5-S	1 x 1 ml	2 - 8 °C	6 months

* from time of manufacture

Gi114/V3

In Vitro Diagnostics

GM508 CultActive

GM508 CultActive is a bicarbonate buffered HSA free reagent designed to investigate oocytes of patients with failed fertilisation after previous intracytoplasmatic sperm injection cycles.

GM508 CultActive is designed to investigate if fertilisation failure after previous ICSI cycles is due to a deficient oocyte activation.

- **Ready-to-use**
- **Bicarbonate buffered**
- **Investigation of fertilisation failure (oocyte activation)**
- **Contains Ca_2+-Ionophore A23187**
- **CE marked IVD**

GM508 CultActive

GM508 CultActive is a bicarbonate buffered HSA free reagent designed to investigate oocytes of patients with failed fertilisation after previous intracytoplasmatic sperm injection cycles.

GM508 CultActive is designed to investigate if fertilisation failure after previous ICSI cycles is due to a deficient oocyte activation.

Composition

- NaCl, KCl, KH_2PO_4, $MgSO_4$, $CaCl_2$
- Bicarbonate, EDTA
- Glucose, Lactate, Pyruvate
- Non-essential and essential Amino Acids, Alanyl-Glutamine,
- Ca^{2+}-Ionophore A23187, DMSO

Tested specifications

- pH
- Osmolality
- Sterility
- Endotoxins
- MEA

Can be used in combination with

- GM501 Cult media

Instructions for use

GM508 CultActive must be equilibrated 4 hours in vial not firmly closed at 5 - 7 % CO_2 and 37 °C prior to use.

Recommended application

For further information, please see our IVF Media Recommended Usage Guide.

References

- Ebner T., Maurer M., Oppelt P., Mayer R.B., Duba HC., Costamoling W., Shebl O.: Healthy twin live-birth after ionophore treatment in case of theophylline-resistant Kartagener syndrome. JARG (2015)
- Ebner T., Bulfon-Vogel S., Gruber I., Sonnenleitner U., Wöber M. Staples P., Shebl O., Mayer R.B. Oppelt P. (2014): Successful treatment with Ca^{2+}-ionophore in case of previous developmental problems: a multicentre study. ESHRE P-148.
- Ebner T., Montag M. (2014): Live birth after artificial oocyte activation using a ready-to-use ionophore: a prospective multicentre study. Reproductive BioMedicine Online 11.012
- Ebner T., Montag M. (2011): Application of a ready-to-use ionophore increases rates of fertilisation and pregnancy in severe male factor infertility. Fertil Steril 96: 34.
- Montag M., Ebner T. (2011): Clinical application of artificial oocyte activation: Result of a prospective multicenter study. Hum Reprod volume 26, Supplement 1 2011: Abstract Book: i106.

Order code	Size	Storage	Shelf life*
FGY4GM508CULT-active 1	1 x 1 ml	2 - 8 °C	6 months

* from time of manufacture

Gi102/V3

In Vitro Diagnostics & Miscellaneous

GM501 HSA

GM501 HSA is intended for use in assisted reproductive procedures which include gamete and embryo manipulation. These procedures include the use of GM501 HSA solution as a supplement for culture medium.

- **For individual supplementation of media used in assisted reproduction**
- **Contains Human Serum Albumin (100.00 g/litre)**

GM501 HSA

GM501 HSA is intended for use in assisted reproductive procedures which include gamete and embryo manipulation. These procedures include the use of GM501 HSA solution as a supplement for culture medium.

Composition

- Human Serum Albumin in saline buffer (100.00 mg/ml)

Tested specifications

- pH
- Osmolality
- Sterility
- Endotoxins
- MEA

Can be used in combination with

- GM501 Gradient

Instructions for use

To supplement the 50 ml culture medium (e.g. GM501 Basic) with GM501 HSA to a protein end concentration of 1 %. Keep 45 ml culture medium in the bottle and add 5 ml of GM501 HSA. Mix well.

Order code	Size	Storage	Shelf life*
FGY4HSA0005	1 x 5 ml	2 - 8 °C	12 months

* from time of manufacture

Gi113/V3

Gynemed
Microtools

Microtools

Holding Micropipettes

Ideal for fixation of oocytes and embryos during micromanipulation, the micropipettes are available either straight or with a bending angle.

Gynemed holding micropipettes have their own individual serial number, which allows full traceability. They are made out of medical grade borosilicate glass and are sterilised by gamma radiation before being individually packed.

To ensure that they meet international standards the micropipettes are CE marked (0482). They have a guaranteed shelf life, for functionality and sterility, of 5 years from the time of manufacture. A Mouse Embryo Assay (MEA) result is available for each lot number on request.

- **Quality control through individual serial numbers**
- **Made out of borosilicate glass**
- **Sterile**
- **Individually wrapped**
- **Customised production of pipettes available on request**
- **5 year shelf life**
- **CE marked (0482)**
- **MEA**

Holding Micropipettes

Ideal for fixation of oocytes and embryos during micromanipulation, the micropipettes are available either straight or with a bending angle.

Specification and quality control

- Five year shelf life from date of manufacture
- Sterile
- Individually wrapped
- MEA - Mouse embryo assay result available for each lot number on request
- CE Marked (0482)

Order codes	Outer diameter µm	Polished opening µm	Angle	Box (pieces)
Small outer diameter				
FGYHP-80-0	80 µm	15 µm	Straight	10
FGYHP-80-20	80 µm	15 µm	20 degrees angle	10
FGYHP-80-30	80 µm	15 µm	30 degrees angle	10
FGYHP-80-35	80 µm	15 µm	35 degrees angle	10
FGYHP-80-40	80 µm	15 µm	40 degrees angle	10
Medium outer diameter				
FGYHP-100-0	100 µm	20 µm	Straight	10
FGYHP-100-20	100 µm	20 µm	20 degrees angle	10
FGYHP-100-30	100 µm	20 µm	30 degrees angle	10
FGYHP-100-35	100 µm	20 µm	35 degrees angle	10
FGYHP-100-40	100 µm	20 µm	40 degrees angle	10
FGYHP-110-30	110 µm	20 µm	30 degrees angle	10
FGYHP-110-35	110 µm	20 µm	35 degrees angle	10
Large outer diameter				
FGYHP-120-0	120 µm	25 µm	Straight	10
FGYHP-120-20	120 µm	25 µm	20 degrees angle	10
FGYHP-120-30	120 µm	25 µm	30 degrees angle	10
FGYHP-120-35	120 µm	25 µm	35 degrees angle	10
FGYHP-120-40	120 µm	25 µm	40 degrees angle	10

Gi177/V1

Microtools

ICSI Micropipettes

Gynemed ICSI micropipettes are designed to aspirate the sperm and to inject it into the oocyte. The micropipettes are available either straight or with a bending angle plus a bevelled tip either with or with a spike.

Gynemed ICSI micropipettes have their own individual serial number, which allows full traceability. They are made out of medical grade borosilicate glass and are sterilised by gamma radiation before being individually packed.

To ensure that they meet international standards the micropipettes are CE marked (0482). They have a guaranteed shelf life, for functionality and sterility, of 5 years from the time of manufacture. A Mouse Embryo Assay (MEA) result is available for each lot number on request.

- **Quality control through individual serial numbers**
- **Made out of borosilicate glass**
- **Sterile**
- **Individually wrapped**
- **Customised production of pipettes available on request**
- **5 year shelf life**
- **CE marked (0482)**
- **MEA**

ICSI Micropipettes

Gynemed ICSI micropipettes are designed to aspirate the sperm and to inject it into the oocyte. The micropipettes are available either straight or with a bending angle plus a bevelled tip either with or without a spike.

Order codes	Inner diameter µm	Angle	Spike(s)	Box (pieces)
ICSI Micropipettes				
FGYIC-5-0-be	5 µm	Straight	Bevelled	10
FGYIC-5-0-s	5 µm	Straight	Spike	10
FGYIC-5-20-be	5 µm	20 degrees angle	Bevelled	10
FGYIC-5-20-s	5 µm	20 degrees angle	Spike	10
FGYIC-5-30-be	5 µm	30 degrees angle	Bevelled	10
FGYIC-5-30-s	5 µm	30 degrees angle	Spike	10
FGYIC-5-35-be	5 µm	35 degrees angle	Bevelled	10
FGYIC-5-35-s	5 µm	35 degrees angle	Spike	10
FGYIC-5-40-be	5 µm	40 degrees angle	Bevelled	10
FGYIC-5-40-s	5 µm	40 degrees angle	Spike	10
Large ICSI - Spermatid Micropipettes				
FGYIC-7-0-be	7 µm	Straight	Bevelled	10
FGYIC-7-0-s	7 µm	Straight	Spike	10
FGYIC-7-20-be	7 µm	20 degrees angle	Bevelled	10
FGYIC-7-20-s	7 µm	20 degrees angle	Spike	10
FGYIC-7-30-be	7 µm	30 degrees angle	Bevelled	10
FGYIC-7-30-s	7 µm	30 degrees angle	Spike	10
FGYIC-7-35-be	7 µm	35 degrees angle	Bevelled	10
FGYIC-7-35-s	7 µm	35 degrees angle	Spike	10
FGYIC-7-40-be	7 µm	40 degrees angle	Bevelled	10
FGYIC-7-40-s	7 µm	40 degrees angle	Spike	10
Thin Line				
FGYIC-SL-4.6-30-s	4.6 µm	30 degrees angle	Thin Line	10
FGYIC-SL-4.6-35-s	4.6 µm	35 degrees angle	Thin Line	10

Gi178/V1

Microtools

Biopsy Micropipettes

Gynemed biopsy micropipettes are designed to perform biopsies on embryos (blastomere and trophectoderm) or oocytes (polar body) for Preimplantation Genetic Screening (PGS). They are available either straight or with bending angle and with either a blunt or bevelled tip.

Gynemed biopsy micropipettes have their own individual serial number, which allows full traceability. They are made out of medical grade borosilicate glass and are sterilised by gamma radiation before being individually packed.

To ensure that they meet international standards the micropipettes are CE marked (0482). They have a guaranteed shelf life, for functionality and sterility, of 5 years from the time of manufacture. A Mouse Embryo Assay (MEA) result is available for each lot number on request.

- **Quality control through individual serial numbers**
- **Made out of borosilicate glass**
- **Sterile**
- **Individually wrapped**
- **Customised production of pipettes available on request**
- **5 year shelf life**
- **CE marked (0482)**
- **MEA**

Order codes	Inner diameter µm	Angle	Opening	Box (pieces)
Inner Diameter 10 µm				
FGYBP-10-0-bl	10 µm	Straight	Blunt	10
FGYBP-10-0-be	10 µm	Straight	Bevelled	10
FGYBP-10-30-bl	10 µm	30 degree angle	Blunt	10
FGYBP-10-30-be	10 µm	30 degree angle	Bevelled	10
FGYBP-10-35-bl	10 µm	35 degree angle	Blunt	10
FGYBP-10-35-be	10 µm	35 degree angle	Bevelled	10
Inner Diameter 15 µm				
FGYBP-15-0-bl	15 µm	Straight	Blunt	10
FGYBP-15-0-be	15 µm	Straight	Bevelled	10
FGYBP-15-30-bl	15 µm	30 degree angle	Blunt	10
FGYBP-15-30-be	15 µm	30 degree angle	Bevelled	10
FGYBP-15-35-bl	15 µm	35 degree angle	Blunt	10
FGYBP-15-35-be	15 µm	35 degree angle	Bevelled	10
Inner Diameter 20 µm				
FGYBP-20-0-bl	20 µm	Straight	Blunt	10
FGYBP-20-0-be	20 µm	Straight	Bevelled	10
FGYBP-20-30-bl	20 µm	30 degree angle	Blunt	10
FGYBP-20-30-be	20 µm	30 degree angle	Bevelled	10
FGYBP-20-35-bl	20 µm	35 degree angle	Blunt	10
FGYBP-20-35-be	20 µm	35 degree angle	Bevelled	10
Inner Diameter 25 µm				
FGYBP-25-0-bl	25 µm	Straight	Blunt	10
FGYBP-25-0-be	25 µm	Straight	Bevelled	10
FGYBP-25-30-bl	25 µm	30 degree angle	Blunt	10
FGYBP-25-30-be	25 µm	30 degree angle	Bevelled	10
FGYBP-25-35-bl	25 µm	35 degree angle	Blunt	10
FGYBP-25-35-be	25 µm	35 degree angle	Bevelled	10
Inner Diameter 30 µm				
FGYBP-30-0-bl	30 µm	Straight	Blunt	10
FGYBP-30-0-be	30 µm	Straight	Bevelled	10
FGYBP-30-30-bl	30 µm	30 degree angle	Blunt	10
FGYBP-30-30-be	30 µm	30 degree angle	Bevelled	10
FGYBP-30-35-bl	30 µm	35 degree angle	Blunt	10
FGYBP-30-35-be	30 µm	35 degree angle	Bevelled	10
Inner Diameter 35 µm				
FGYBP-35-0-bl	35 µm	Straight	Blunt	10
FGYBP-35-0-be	35 µm	Straight	Bevelled	10
FGYBP-35-30-bl	35 µm	30 degree angle	Blunt	10
FGYBP-35-30-be	35 µm	30 degree angle	Bevelled	10
FGYBP-35-35-bl	35 µm	35 degree angle	Blunt	10
FGYBP-35-35-be	35 µm	35 degree angle	Bevelled	10

Gi179/V1

Microtools

DENU-Tips

The DENU-Tips are used for the manipulation and transfer of oocytes and embryos during IVF/ ICSI procedures.

- **Made out of Polyamid**
- **Singly and sterile packed of 20**
- **Sterilised for 3 years***
- **Different sizes available**
- **Mouse-Embryo-tested**
- **CE marked (Class IIa)**

* from time of manufacture

DENU-Tips

The DENU-Tips are used for the manipulation and transfer of oocytes and embryos during IVF/ ICSI procedures.

The DENU-Tips are ordered by supplying the Code (GY), Inner Diameter size and Number of Tips in Box as shown below.

Specification and quality control

- Considered to be Bisphenol A (BPA) free.
- The DENU-Tips are available in a variety of sizes with an inner diameter from 130 µm to 550µm. For easy differentiation, each size is color coded.
- A Mouse Embryo Test (MEA) result is available for each lot number upon request from our website.

Order codes	Inner diameter µm	Colour	Box (pieces)
FGYGY-135-20	135 µm	Yellow	20
FGYGY-140-20	140 µm	White	20
FGYGY-145-20	145 µm	White	20
FGYGY-150-20	150 µm	Green	20
FGYGY-155-20	155 µm	Green	20
FGYGY-165-20	165 µm	Black	20
FGYGY-170-20	170 µm	Red	20
FGYGY-175-20	175 µm	Red	20
FGYGY-200-20	200 µm	Orange	20
FGYGY-275-20	275 µm	Gray	20
FGYGY-300-20	300 µm	Brown	20

Gi122/V4



OPU Needles

Oocyte aspiration needles

A range of needles that allows improved ultrasound visibility and high levels of precision.

The Gynemed range of Oocyte aspiration needles have very sharp lanceaolate needle-tips, facilitating precise puncturing or cutting. The echoic needle-tips, produced using a new laser technique, are free of grinding dust, which gives a high quality, steady ultrasound image. If needed, ultrasound markings can be provided using the latest beam technology (embossed).

The needles come with a variety of gauges, needle lengths and vacuum line lengths, allowing the clinicians to adapt their approach as required. Translucent tubing, with the same inner diameter as the needle, ensures a reliable and unobstructed flow of the oocytes. Markings on the grip indicate the position of the opening of the sharpened tip of the needle during puncturing.

- **Large range to suit all needs**
- **Ultra-sharp tip to improve patient comfort**
- **Echogenic markings for ease of use**
- **Ergonomic handle to aid insertion**
- **Custom options available**

Oocyte aspiration needles

The Gynemed double lumen Oocyte needles come with flushing connectors, whilst the single lumen is available, with or without, a flushing connector.

Order codes	Needle gauge	Needle length	Aspiration line	Vacuum line	Pieces in box
Oocyte aspiration needle single lumen without flushing					
FGYGY-711724LF	17 G	32 cm (without hub)	100 cm	100 cm	30
FGYGY-711724LF-A	17 G	35 cm (without hub)	100 cm	100 cm	30
FGYGY-711724LF-B	17 G	32 cm (without hub)	100 cm	6 cm	30
FGYGY-711824LF	18 G	32 cm (without hub)	100 cm	100cm	30
FGYGY-711924LF	19 G	32 cm (without hub)	100 cm	100 cm	30
Oocyte Aspiration needle single lumen with flushing					
FGYGY-721724LF	17 G	32 cm (without hub)	100 cm	100 cm	30
FGYGY-721824LF	18 G	32 cm (without hub)	100 cm	100 cm	30
Order codes	**Outer diameter of needle**	**Needle length**	**PE tubes**		**Pieces in box**
Oocyte aspiration needle double lumen					
FGYGY-931668LF	16 G	32 cm	100 cm		25
FGYGY-931627LF-A	16 G	35 cm	100 cm		25
FGYGY-931768LF	17 G	32 cm	100 cm		25
Oocyte Aspiration needle only (without tubes & stopper)					
FGYGY-791724LF	17 G	32 cm			50
FGYGY-791824LF	18 G	32 cm			50
FGYGY-791924LF	19 G	32 cm			50

- If required, we can provide sterile ultrasound-covers for transducers, just add an additional “-U” after the part number
- When includes vacuum connection: luer female
- When includes flush connection: luer female
- Oocyte needles only: blue hub with luer connection

Quality control

- MEA tested
- CE marked (Class IIa)
- Gamma irridated
- Tested for endotoxins
- Intended for single use
- ISO 13485:2003 and ISO 9001_2008 compliant

Gi123/V3

Microtech
Micromanipulation tools

Micropipettes

Holding micropipettes

Holding micropipettes are used for the fixation of oocytes, embryos or blastocysts and are therefore essential for all micromanipulation procedures in ART like ICSI, assisted hatching and polar body or blastomere biopsy.

- **3 years shelf life***
- **Individually packed**
- **CE marked (2265)**

* from time of manufacture

Holding micropipettes

Specifications and quality control

- To meet international standards as well as the requirements of the FDA, the Holding micropipettes are sterilised by gamma radiation.
- The Holding micropipettes are prepared from borosilicate glass tubing.
- Outer diameter 1.00 mm, inner diameter 0.75 mm, total length 5.50 cm, polished opening, length arm 0.9 mm, bending angle 20°-40°.
- The micropipettes are available straight or with bending angle.
- A Mouse Embryo Test (MEA) is available for each batch upon request from our website with respective lot number.

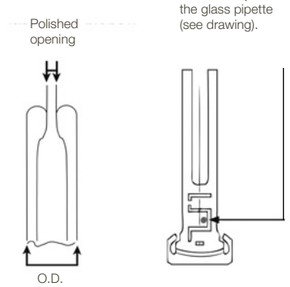

For easy and safe removal of the pipette from the original holder press and hold the small knob close to the end of the pipette and carefully slide out the glass pipette (see drawing).

Order codes	Outer diameter µm	Polished opening µm	Angle	Box (pieces)
Small outer diameter				
FGY001-80-20	80 µm	15 µm	20 degrees angle	20
FGY001-80-30	80 µm	15 µm	30 degrees angle	20
FGY001-80-35	80 µm	15 µm	35 degrees angle	20
FGY001-80-40	80 µm	15 µm	40 degrees angle	20
FGY001-80	80 µm	15 µm	Straight	20
Medium outer diameter				
FGY001-100-20	100 µm	20 µm	20 degrees angle	20
FGY001-100-30	100 µm	20 µm	30 degrees angle	20
FGY001-100-35	100 µm	20 µm	35 degrees angle	20
FGY001-100-40	100 µm	20 µm	40 degrees angle	20
FGY001-100	100 µm	20 µm	Straight	20
Large outer diameter				
FGY001-120-20	120 µm	25 µm	20 degrees angle	20
FGY001-120-30	120 µm	25 µm	30 degrees angle	20
FGY001-120-35	120 µm	25 µm	35 degrees angle	20
FGY001-120-40	120 µm	25 µm	40 degrees angle	20
FGY001-120	120 µm	25 µm	Straight	20

Gi119/V3

Micropipettes

ICSI micropipettes

ICSI (Intracytoplamic Sperm Injection) micropipettes are used to aspirate and inject the sperm directly into the oocyte.

Large ICSI-Spermatid micropipettes are use for aspiration and injecting immature sperm directly into the oocyte. ICSI-Spermatid micropipettes have an inner diameter of 7.00 - 8.00 µm and a tip outer diameter of 9.00 - 10 µm.

- **3 years shelf life***
- **Individually packed**
- **CE marked (2265)**

* from time of manufacture

ICSI micropipettes

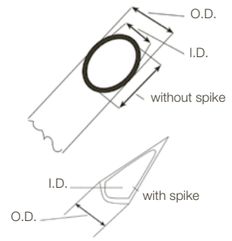

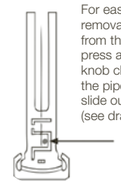

For easy and safe removal of the pipette from the original holder press and hold the small knob close to the end of the pipette and carefully slide out the glass pipette (see drawing).

Specification and quality control

- To meet international standards as well as the requirements of the FDA, the ICSI micropipettes are sterilised by gamma radiation.
- The ICSI micropipettes are prepared from borosilicate glass tubing
- Outer diameter 1.00 mm, inner diameter 0.78 mm, total length 5.50 cm, bending angle 20°-35° with length of arm 0.90 mm, beveled 35°, with inner diameter of the tip 4.50 - 5.00 µm.
- The micropipettes are made with or without spike, straight or with bending angle and beveled 30°-40°.
- A Mouse Embryo Test (MEA) is available for each batch upon request from our website with respective lot number.

Order codes	Inner diameter µm	Angle	Spike(s)	Box (pieces)
ICSI micropipettes				
FGY002-5-20-S	5 µm	20 degrees angle	Spike	20
FGY002-5-20	5 µm	20 degrees angle	Bevelled	20
FGY002-5-30-S	5 µm	30 degrees angle	Spike	20
FGY002-5-30	5 µm	30 degrees angle	Bevelled	20
FGY002-5-35-S	5 µm	35 degrees angle	Spike	20
FGY002-5-35	5 µm	35 degrees angle	Bevelled	20
FGY002-5-S	5 µm	Straight	Spike	20
FGY002-5	5 µm	Straight	Bevelled	20
Large ICSI – Spermatid micropipettes				
FGY002-7-20-S	7 µm	20 degrees angle	Spike	20
FGY002-7-20	7 µm	20 degrees angle	Bevelled	20
FGY002-7-30-S	7 µm	30 degrees angle	Spike	20
FGY002-7-30	7 µm	30 degrees angle	Bevelled	20
FGY002-7-35-S	7 µm	35 degrees angle	Spike	20
FGY002-7-35	7 µm	35 degrees angle	Bevelled	20
FGY002-7-S	7 µm	Straight	Spike	20
FGY002-7	7 µm	Straight	Bevelled	20

Gi120/V3

Micropipettes

Hatching micropipettes

Hatching micropipettes are used for the mechanical opening of the Zona pellucida of embryos or blastocysts by partial zona dissection (mechanical assisted hatching).

- **Sterile**
- **3 years shelf life**
- **Individually packed**
- **Customized production of pipettes available on request**
- **Mouse Embryo Tested**
- **CE marked (2265)**

* from time of manufacture

Hatching micropipettes

Specification and quality control

- To meet international standards as well as the requirements of the FDA, the Hatching micropipettes are sterilised by gamma radiation.
- The Hatching micropipettes are prepared from borosilicate glass tubing.
- Outer diameter 1.20 mm, total length 5.50 cm, bending angle 20° - 45°, length of the arm 1.00 mm with short thin taper (S) or with long thin taper (L), sharp point.
- Hatching micropipettes may be ordered straight or with bending angle.
- A Mouse Embryo Test (MEA) is available for each batch upon request from our website with respective lot number.

Order codes	Angle	Taper	Box (pieces)
Short Hatching Micropipettes			
FGY003-20-S	20 degrees angle	Short	20
FGY003-30-S	30 degrees angle	Short	20
FGY003-35-S	35 degrees angle	Short	20
FGY003-S	Straight	Short	20
Long Hatching Micropipettes			
FGY003-20-L	20 degrees angle	Long	20
FGY003-30-L	30 degrees angle	Long	20
FGY003-35-L	35 degrees angle	Long	20
FGY003-L	Straight	Long	20

Hatching Micropipettes for Assisted Enzymatic Hatching				
Order codes	Inner diameter µm	Angle	Taper	Box (pieces)
ICSI micropipettes				
FGY003-10-20-A	10 µm	20 degrees angle	A	20
FGY003-10-30-A	10 µm	30 degrees angle	A	20
FGY003-10-35-A	10 µm	35 degrees angle	A	20
FGY003-10-A	10 µm	Straight	A	20

Gi176/V1

Micropipettes

Biopsy micropipettes

Biopsy micropipettes are used to perform biopsies on the embryo (blastocyst) or the oocyte (polar body) for Preimplantation Genetic Diagnosis - PGD.

- **3 years shelf life***
- **Individually packed**
- **CE marked (2265)**

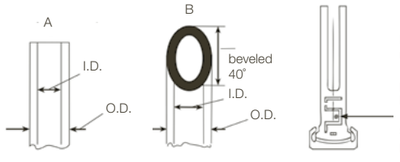

For easy and safe removal of the pipette from the original holder press and hold the small knob close to the end of the pipette and carefully slide out the glass pipette (see drawing).

Specification and quality control

- To meet international standards as well as the requirements of the FDA, the Biopsy micropipettes are sterilised by gamma radiation.
- The Biopsy micropipettes are prepared from borosilicate glass tubing.
- Outer diameter 1.00 mm, inner diameter 0.78 mm, total length 5.50 cm, bending angle 20°- 45°, length of the arm 0.50 mm, with blunt opening (A) or beveled 40° and polished (B) and with inner diameter 10, 15, 20, 30 and 35 µm.
- Biopsy micropipettes may be ordered straight or with bending angle.
- A Mouse Embryo Test (MEA) is available for each batch upon request from our website with respective lot number.

Order codes	Inner diameter µm	Angle	Opening	Box (pieces)
Inner diameter 10 µm				
FGY004-10-30-A	10 µm	30 degree angle	Blunt	20
FGY004-10-30-B	10 µm	30 degree angle	Bevelled	20
FGY004-10-35-A	10 µm	35 degree angle	Blunt	20
FGY004-10-35-B	10 µm	35 degree angle	Bevelled	20
FGY004-10-A	10 µm	Straight	Blunt	20
FGY004-10-B	10 µm	Straight	Bevelled	20
Inner diameter 15 µm				
FGY004-15-30-A	15 µm	30 degree angle	Blunt	20
FGY004-15-30-B	15 µm	30 degree angle	Bevelled	20
FGY004-15-35-A	15 µm	35 degree angle	Blunt	20
FGY004-15-35-B	15 µm	35 degree angle	Bevelled	20
FGY004-15-A	15 µm	Straight	Blunt	20
FGY004-15-B	15 µm	Straight	Bevelled	20
Inner diameter 30 µm				
FGY004-30-30-A	30 µm	30 degree angle	Blunt	20
FGY004-30-30-B	30 µm	30 degree angle	Bevelled	20
FGY004-30-35-A	30 µm	35 degree angle	Blunt	20
FGY004-30-35-B	30 µm	35 degree angle	Bevelled	20
FGY004-30-A	30 µm	Straight	Blunt	20
FGY004-30-B	30 µm	Straight	Bevelled	20
Inner diameter 35 µm				
FGY004-35-30-A	35 µm	30 degree angle	Blunt	20
FGY004-35-30-B	35 µm	30 degree angle	Bevelled	20
FGY004-35-35-A	35 µm	35 degree angle	Blunt	20
FGY004-35-35-B	35 µm	35 degree angle	Bevelled	20
FGY004-35-A	35 µm	Straight	Blunt	20
FGY004-35-B	35 µm	Straight	Bevelled	20

Gi121/V3

Visit our website, to find out more about our range of of products.
www.planer.com

FREEZING

MONITORING

INCUBATING



LASERS

STORING

TEK-EVENT



GYNEMED

KITAZATO

Planer Limited
110 Windmill Road,
Sunbury-on-Thames
Middlesex, TW16 7HD
United Kingdom

Tel: +44 (0)1932755 000
Email: enquiries@planer.com
Website: www.planer.com

A Hamilton Thorne Company

Planer Ltd is the UK Distributor for Gynemed, Kitazato and Microtech products

Gynemed GmbH & Co. KG
Lübecker Straße 9
23738 Lensahn
Germany

Tel.: +49 (0) 4363 90 32 90
info@gynemed.de
www.gynemed.de

Kitazato Corporation
81 Nakajima
Fuji
Shizuoka 416-0907

Tel: +81-3-3434-2731
trading@kitazato.co.jp
www.kitazato.co.jp

Microtech IVF s.r.o.

Seifertova 64
638 00 Brno
Czech Republic

Tel/Fax: (+420) 548 221 442
info@microtech-ivf.cz
www.microtech-ivf.cz

PLANER
PRESERVE / PROTECT / NURTURE