



# Swim-Up



## Preparation

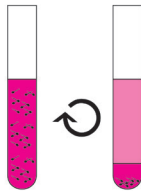
We recommend one of the products from the GM501 MediaLine:

- GM501 SpermAir or
- GM501 SpermActive

### Washing 1

To prepare the swim-up tubes transfer 4.5 ml medium into a new conical centrifuge tube. Mix well with 1.0-3.0 ml liquefied semen.

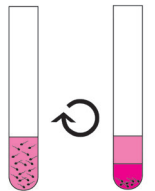
Centrifuge the tube at 300-400x g for 10 minutes



### Washing 2

Resuspend the pellet with 1 ml equilibrated GM501 SpermActive or warmed GM501 SpermAir medium.

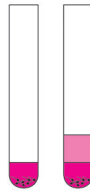
Centrifuge the tube at 300-400x g for 6 minutes.



### Swim - Up

Aspirate the supernatant without dispersing the pellet and discard it.

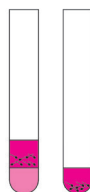
Carefully overlay the pellet with equilibrated GM501 SpermActive or warmed GM501 Sperm Air medium.



Put the tube in the CO<sub>2</sub>-incubator (GM501 SpermActive). Or if using GM501 SpermAir, put in a heating cabinet for 1 hour with top not firmly closed.

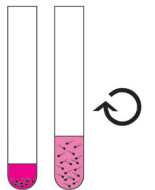


Aspirate the supernatant containing the motile sperm and pour into a new conical centrifuge tube.



Aspirate the supernatant without dispersing the pellet and discard it.

Resuspend the pellet with 1 ml equilibrated GM501 SpermActive or warmed GM501 SpermAir medium. Centrifuge the tube at 300-400x g for 6 minutes.



Repeat the step.

Aspirate the supernatant and discard it.



For IVF resuspend the pellet in 0.1–1.0 ml equilibrated culture medium (e.g. GM501 Cult) to the desired sperm concentration, for ICSI or Insemination resuspend it in GM501 SpermActive or GM501 SpermAir.



Gi130/V1

#### Planer Limited

110 Windmill Road, Sunbury-On-Thames  
Middlesex TW16 7HD, United Kingdom  
A Hamilton Thorne Company

Tel: +44 (0)1932 755 000  
enquiries@planer.com  
www.planer.com

#### Manufactured by Gynemed GmbH & Co. KG

Lübecker Straße 9 23738 Lensahn  
Germany

Tel.: +49 (0) 4363 90 32 90  
info@gynemed.de  
www.gynemed.de